

FY26-27 BUDGET REVENUE UPDATE

MORTGAGE

INSURANCE

GAS

FOOD

UTILITIES



Laredo
TEXAS
BUDGET

Budget Calendar




February

- FY 26-27 Budget Kickoff




March

- Internal Service Funds
 - Preliminary Rates
- Revenues
- Payroll Projection distribution
- **March 25: Budget Workshop # 1**



April

- Expenditures
- Payroll Reports Due
- Fund Summaries Deadline
- Preliminary WEBB Appraisal



May

- **May 13: Budget Workshop # 2**



June

- Performance Measures Due
- Final Fund Summaries
- **June 1 ~~10~~: Budget Workshop # 3**



July

- **July 22: Submission of the Budget & CIP to Council**
- Publish the Proposed Budget, and CIP summary
- Publish the Notice of Public Hearing in local newspaper
- Final WEBB Appraisal
- **July 29: Final Budget Workshop**



August

- August 17: Public Hearing and Introduction of Ordinance
- August 24: Notice of Tax Rate



September

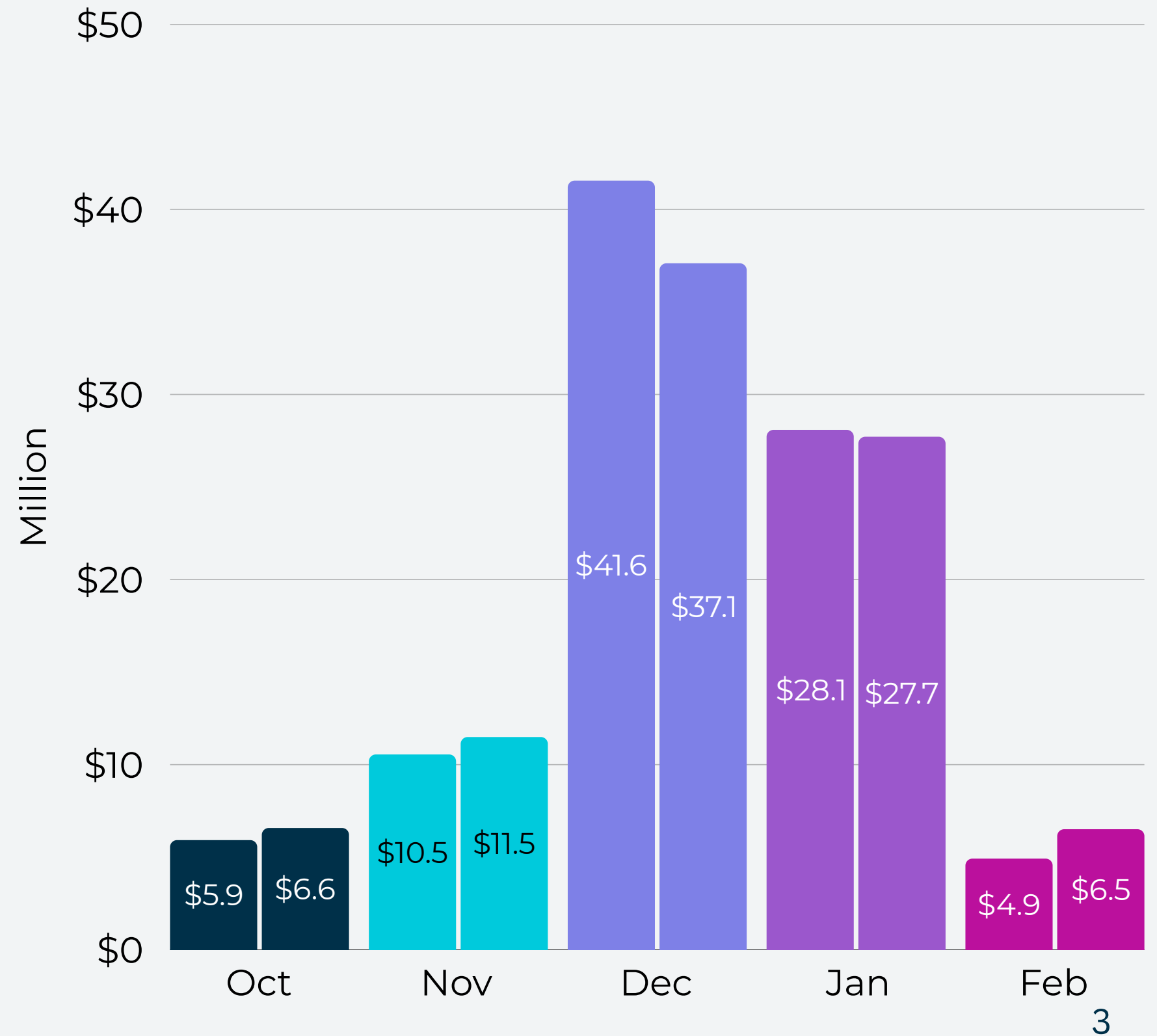
- September 8: Final Reading of ordinance to adopt and levy taxes



Property Tax Revenue

	2025-2026		
	Budget	Actual	Variance
Oct	\$5,920,369	\$6,576,607	\$656,238
Nov	\$10,548,546	\$11,490,489	\$941,943
Dec	\$41,553,973	\$37,086,773	-\$4,467,200
Jan	\$28,086,306	\$27,715,431	-\$370,875
Feb	\$4,920,081	\$6,509,810	\$1,589,729
Total	\$91,029,275	\$89,379,110	-\$1,650,165

- Collected: **91.05%**
- Current collections are **1.81%** below budget.
- **January** variance -\$3,239,894



Property Tax Revenue

We estimate to collect **98.32%**

Approximately **\$5** million more than FY 2024–25.

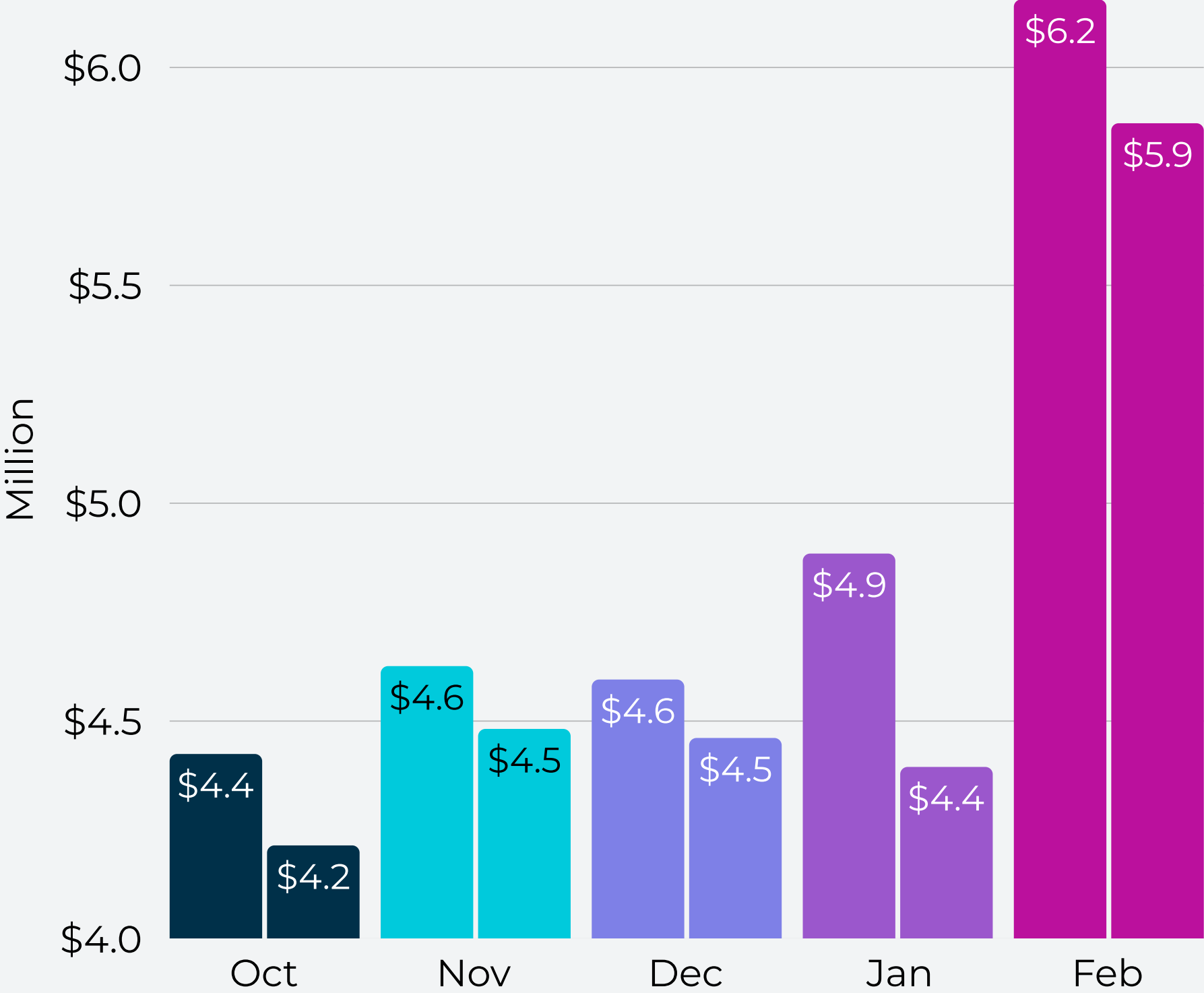
FY 25–26 Total Budget: \$98,160,821

	Actuals				
	21-22	22-23	23-24	24-25	25-26
Oct	5,106,428	5,516,963	5,350,174	5,518,058	6,576,607
Nov	8,741,959	8,126,796	8,964,205	9,831,734	11,490,489
Dec	31,945,411	35,982,753	36,385,978	38,730,229	37,086,773
Jan	16,997,653	21,044,944	23,380,695	26,177,739	27,715,431
Feb	5,872,496	5,026,304	4,804,521	4,585,744	6,509,810
Mar	1,249,501	1,672,721	1,649,806	1,869,261	2,005,545
Apr	653.263	743.329	971.767	852.413	914,561
May	727.448	831.5	1,031,868	965.417	1,035,804
Jun	1,625,304	1,539,277	1,813,800	1,911,439	2,050,798
Jul	433.138	536.928	746.896	596.194	639,661
Aug	232.509	224.503	201.142	279.462	299,837
Sep	81.299	133.898	166.855	172.746	185,340
Total	73,666,409	81,379,917	85,467,706	91,490,435	96,510,657

General Fund Sales Tax

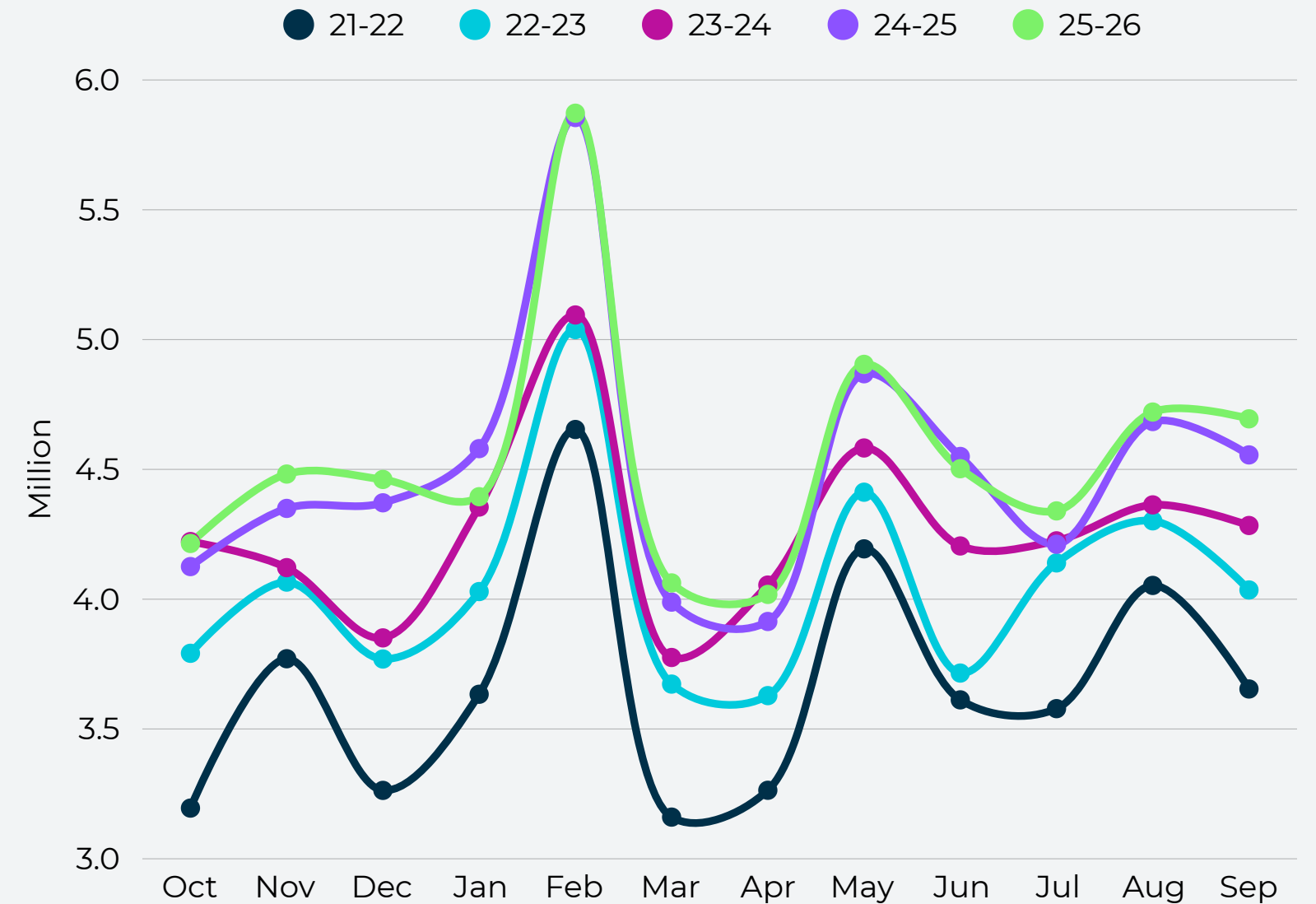
	2025-2026		
	Budget	Actual	Variance
Oct	\$4,424,484	\$4,214,646	-\$209,838
Nov	\$4,626,177	\$4,482,033	-\$144,144
Dec	\$4,595,348	\$4,461,234	-\$134,114
Jan	\$4,884,436	\$4,394,748	-\$489,688
Feb	\$6,156,430	\$5,872,038	-\$284,392
Total	\$24,686,875	\$23,424,699	-\$1,262,176

- Collected: **40.67%**
- Current collections are **5.11%** below budget.
- **January** variance -\$977,784



General Fund Actual Sales Tax

	21-22	22-23	23-24	24-25	25-26
Oct	3,195,251	3,791,578	4,221,952	4,125,593	4,214,646
Nov	3,770,607	4,065,808	4,121,512	4,349,690	4,482,033
Dec	3,263,472	3,769,568	3,850,886	4,371,277	4,461,234
Jan	3,633,782	4,029,374	4,354,950	4,579,978	4,394,748
Feb	4,653,678	5,038,377	5,094,830	5,855,348	5,872,038
Mar	3,160,533	3,672,925	3,775,476	3,988,646	4,062,682
Apr	3,263,906	3,628,539	4,054,444	3,914,112	4,018,418
May	4,193,854	4,412,089	4,582,483	4,868,415	4,904,550
Jun	3,612,192	3,715,406	4,205,043	4,549,772	4,502,639
Jul	3,578,327	4,139,716	4,224,784	4,211,582	4,340,084
Aug	4,052,977	4,301,812	4,363,273	4,684,300	4,720,848
Sep	3,654,087	4,035,505	4,283,855	4,555,769	4,694,693
Total	44,032,666	48,600,697	51,133,488	54,054,483	54,668,612



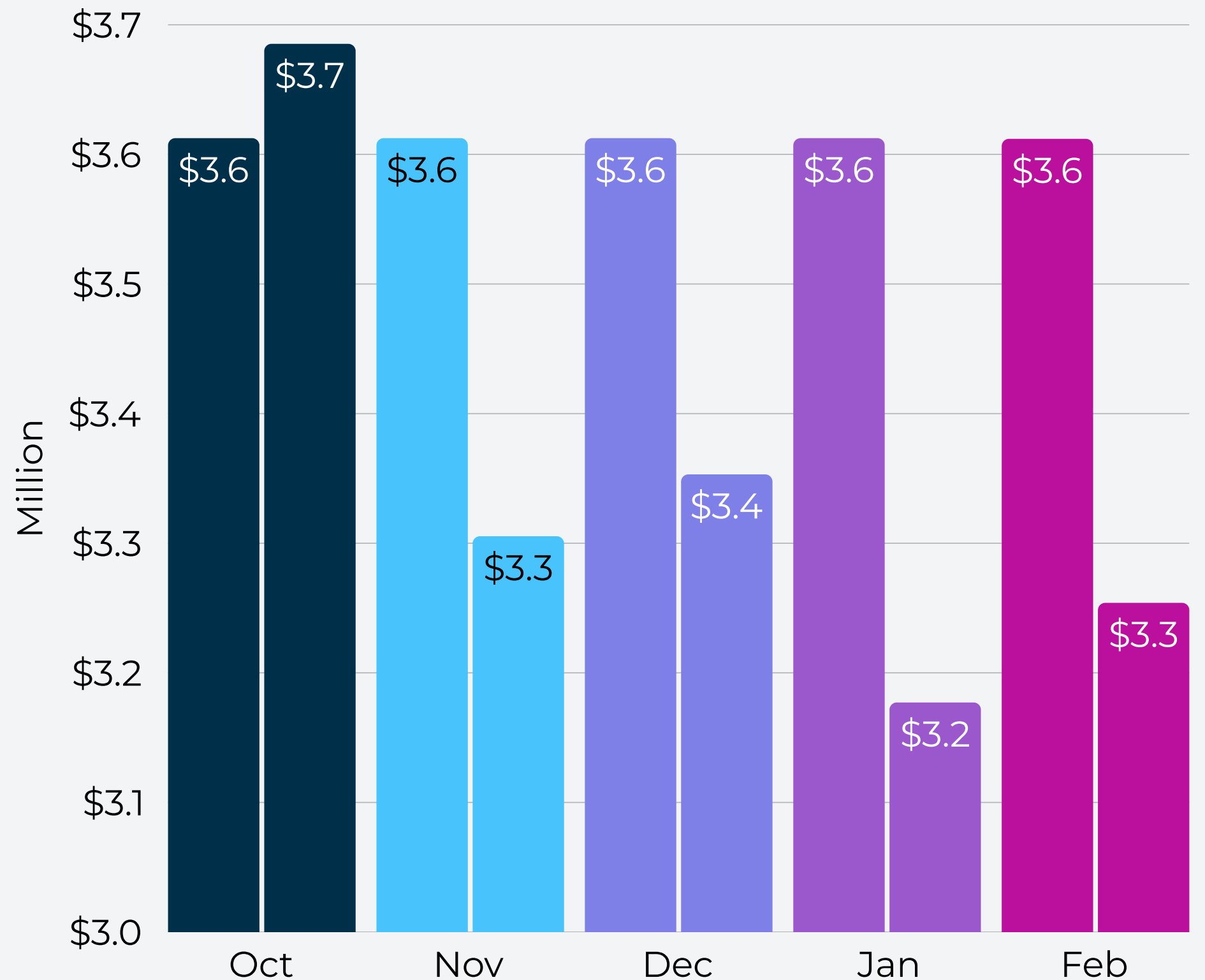
We estimate to collect **94.90%**
 Approximately **\$614** thousand more
 than FY 2024–25.

FY 25–26 Total Budget: \$57,604,035

Bridge Transfer to GF

	2025-2026		
	Budget	Actual	Variance
Oct	\$3,612,524	\$3,685,297	\$72,773
Nov	\$3,612,524	\$3,305,398	-\$307,126
Dec	\$3,612,524	\$3,353,112	-\$259,412
Jan	\$3,612,524	\$3,177,127	-\$435,397
Feb	\$3,612,524	\$3,254,018	-\$358,506
Total	\$18,062,620	\$16,774,951	-\$1,287,669

- Collected: **38.70%**
- Current collections are **7.13%** below budget.
- **January** variance -\$929,163



Bridge Transfer to GF

We estimate to collect **92.87%**

Approximately **-\$1.3** million less than FY 2024–25.

FY 25–26 Total Budget: \$43,350,298.

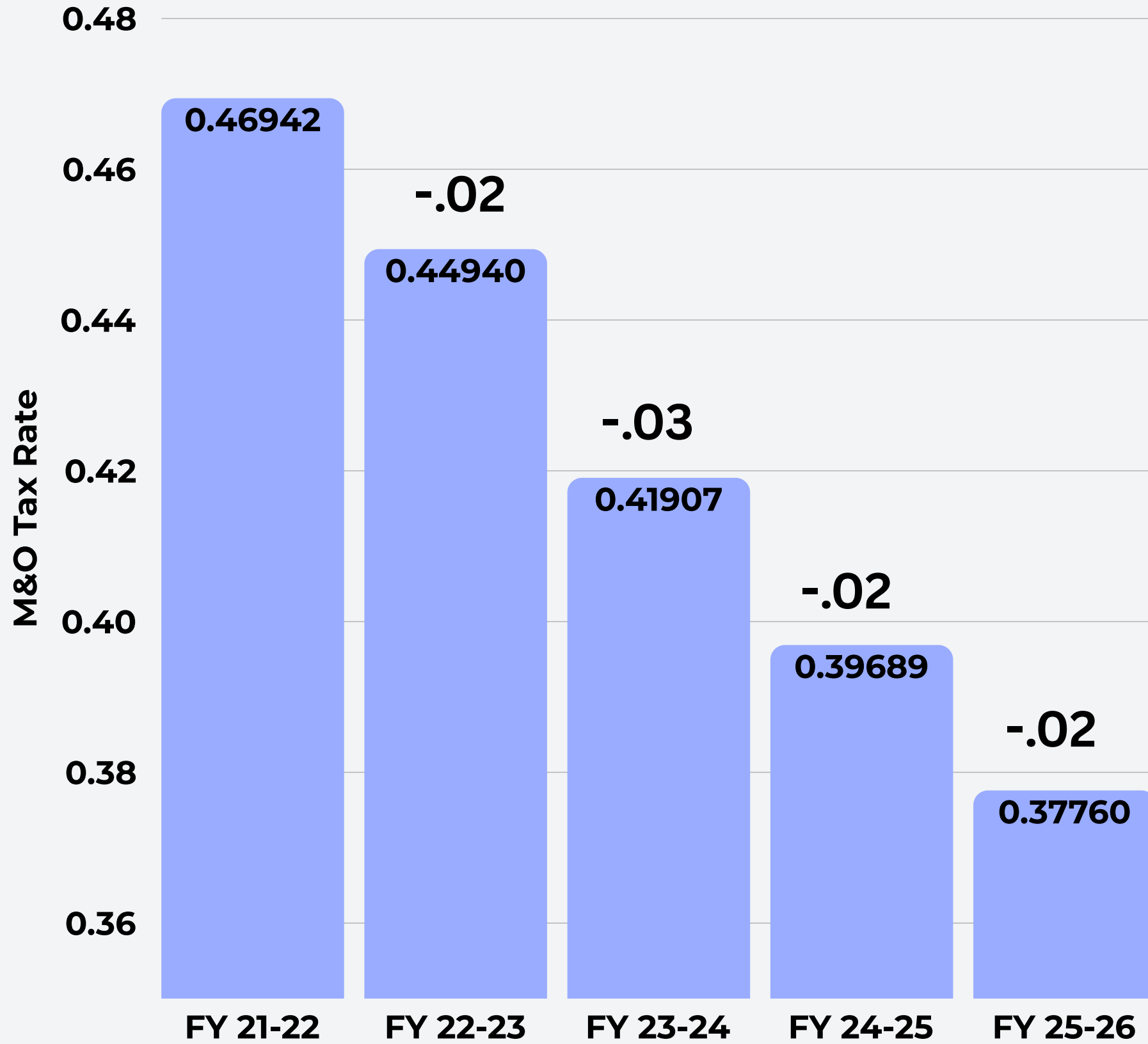
	Actuals				
	21-22	22-23	23-24	24-25	25-26
Oct	2,898,431	3,307,161	3,562,215	3,676,797	3,685,297
Nov	2,949,673	3,165,731	3,440,874	3,439,546	3,305,398
Dec	3,116,335	3,198,164	3,361,746	3,274,555	3,353,112
Jan	2,815,713	3,129,424	3,347,788	3,263,676	3,177,127
Feb	2,868,206	3,085,608	3,498,170	3,178,319	3,254,018
Mar	3,318,267	3,545,180	3,621,195	3,633,988	3,354,990
Apr	3,073,709	3,195,414	3,625,680	3,546,840	3,354,990
May	3,258,570	3,497,351	3,626,484	3,567,313	3,354,990
Jun	3,242,680	3,406,611	3,407,352	3,441,837	3,354,990
Jul	3,112,134	3,254,695	3,522,747	3,521,994	3,354,990
Aug	3,346,105	3,003,731	3,614,960	3,532,367	3,354,990
Sep	3,234,614	3,920,747	3,339,737	3,437,232	3,354,990
Total	37,234,437	39,709,818	41,968,946	41,514,464	40,259,884

General Fund 5 Month Actuals

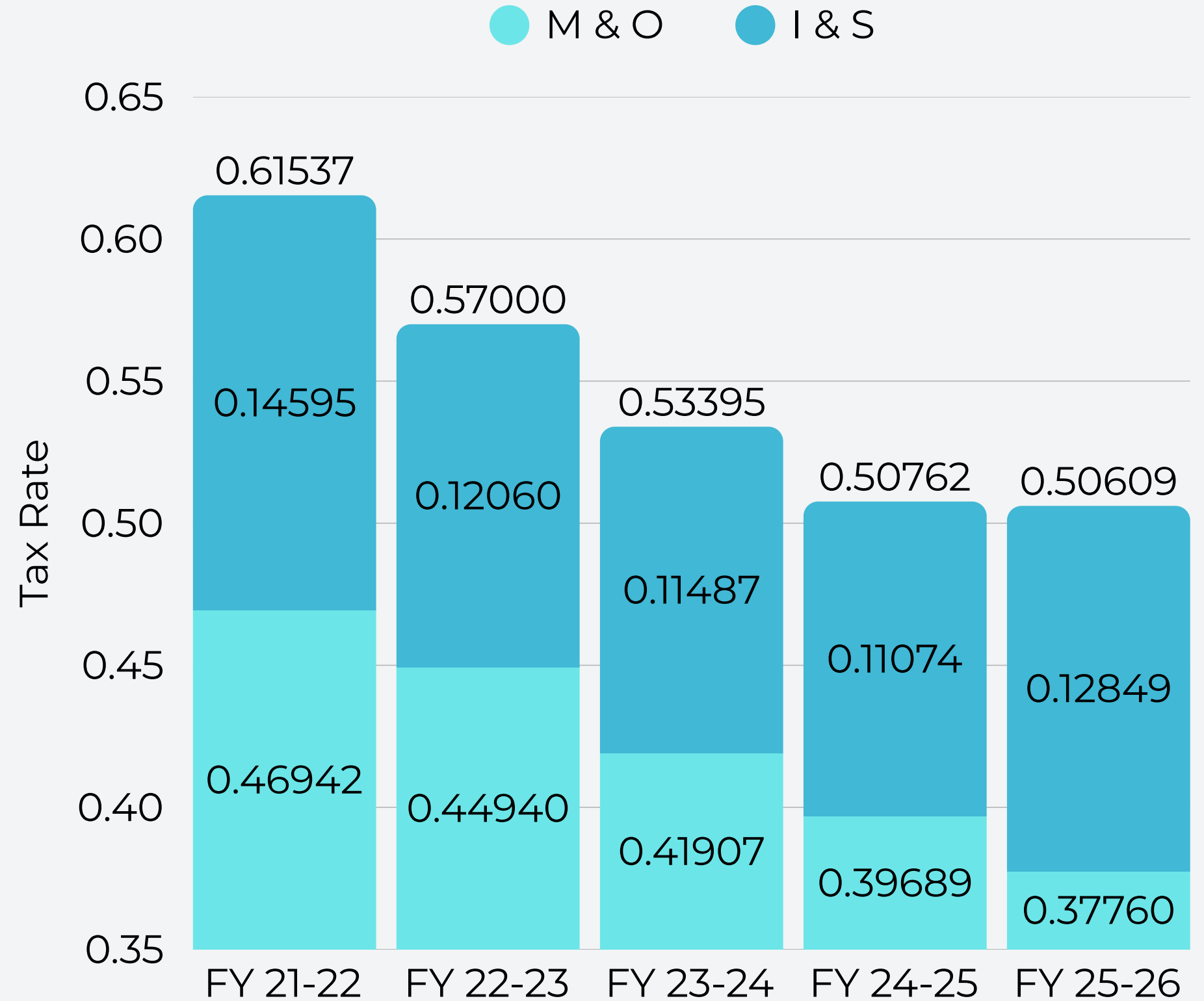
Revenues	Period Budget	Period Actual	Budget vs Actual
Taxes	117,309,617	114,545,518	-2,764,099
Licenses & Permits	4,263,533	3,292,183	-971,350
Intergovernmental Revenue	738,707	313,481	-425,226
Charges for Services	16,490,799	16,843,789	352,990
Fines and Forfeits	2,308,733	2,199,691	-109,042
Fees and Collections	925,896	788,196	-137,700
Rents, Royalties & Interests	2,040,250	2,054,432	14,182
Reimbursement & Miscellaneous	192,701	295,051	102,350
Franchise Fees	3,569,322	3,486,125	-83,197
Other Financing Sources	18,136,775	16,812,610	-1,324,165
Total	165,976,333	160,631,076	-5,345,257

Expenses	Period Budget	Period Actual	Budget vs Actual
Personnel	90,584,356	87,161,805	3,422,551
Materials & Supplies	4,673,670	4,069,135	604,535
Contractual Services	17,898,724	16,483,282	1,415,442
Other Charges	2,428,193	1,079,383	1,348,810
Capital Outlay	59,831	11,350	48,481
Debt Service	204,066	428,502	-224,436
Intergovernmental Transfer	6,755,255	7,039,723	-284,468
Total	122,604,095	116,273,180	6,330,915

Property Tax Value



-0.09 = \$25 M Approximately



THANK YOU



Laredo
TEXAS
BUDGET



Laredo
TEXAS
ENGINEERING

