



# CITY OF LAREDO

# PAVEMENT MAINTENANCE & PRESERVATION PROGRAM 2026-2030

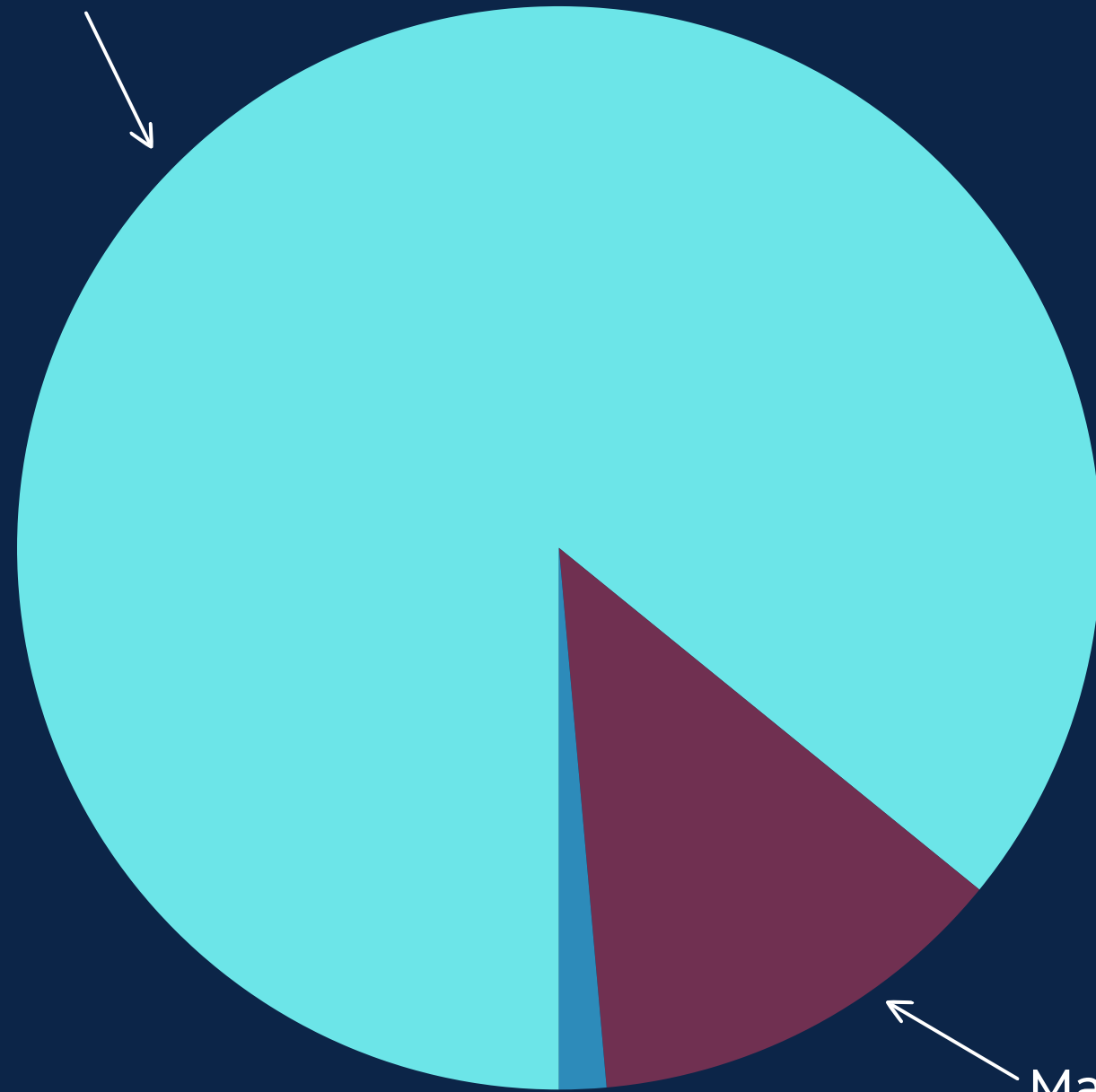


For More Information

<https://www.cityoflaredo.com/home>

# City of Laredo Center Miles

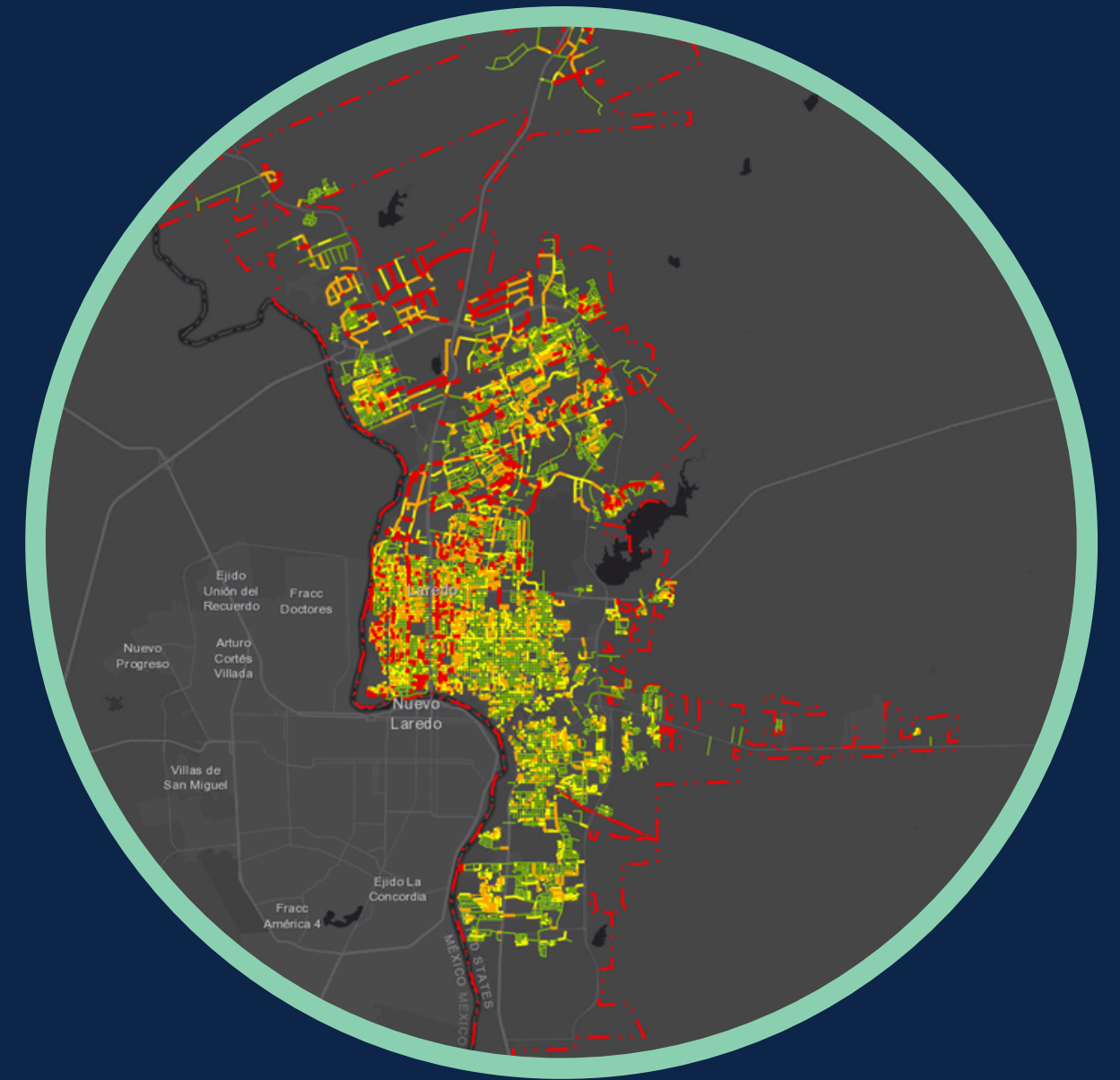
Residential Roads -  
735 (85.9%)



Total 856 Miles

Major & Minor Arterials  
- 109 (12.7%)

Industrial Collectors  
- 12 (1.4%)



### 7.5 5-Year \$4 Million Budget Scenario

This budget scenario was set up to use an annual budget of \$4 million, for road preservation (30%), rehabilitation and reconstruction for five years by targeting the asphalt sections of the network.



- 2019 Average PCI = 73.12
- 2024 Average PCI = **61.80**

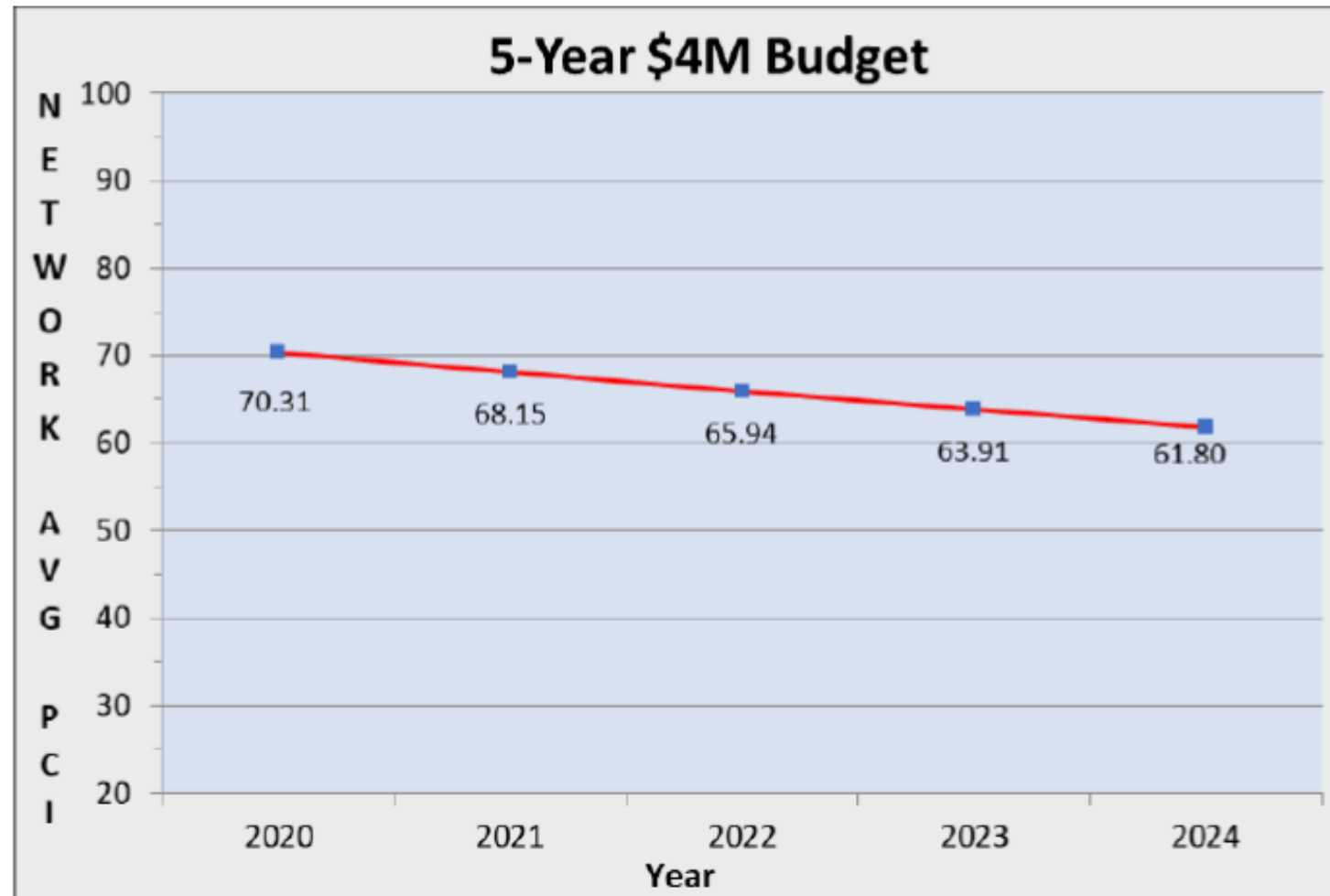


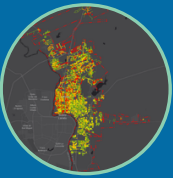
Figure 42: 5-Year \$4 Million Budget Scenario - PCI Plot

5-Year \$4 Million Budget Scenario		
Year	Avg. PCI	Budget Required
2020	70.31	\$3,999,737.99
2021	68.15	\$3,999,095.40
2022	65.94	\$3,999,725.98
2023	63.91	\$3,999,947.54
2024	61.80	\$3,999,930.31

Figure 20: 5-Year \$4 Million Budget Scenario - Budget Information

# PAVEMENT MAINTENANCE AND PRESERVATION PROGRAM

## CITY ROADWAY NETWORK SYSTEM CONDITION


**856** Centerline Miles 

- 2019 Average PCI = 73.12
- **2024 Average PCI = 61.80**

	<b>GOOD</b> 86-100	<b>SATISFACTORY</b> 71-85	<b>FAIR</b> 56-70	<b>POOR</b> 41-55	<b>SERIOUS</b> 0-40
<b>PCI Range</b>	39.14%	18.72%	15.16%	17.80%	7.99%
	373 CL Miles	147 CL Miles	125 CL Miles	145 CL Miles	66 CL Miles



- To-Do's**
- Preventive Maintenance
  - Crack Seal
  - Microsurface
  - Slurry/Cape Seal
  - Milling & Overlay
  - Reconstruction - Base Repair
  - Major Reconstruction



	Preservation	Rehabilitation
Residential	\$68,588	\$332,165
Arterial	\$196,778	\$953,336
Industrial (Asphalt)	\$148,632	\$719,664
(Concrete)		\$4,290,000

- 1 Mile = 5280 ft.
- 1 Block = 330ft.
- 1 Lane Mile - 16 blocks

# Pavement Program - Number of Miles

Funding Allocation - \$30M

PRESERVATION \$9M

REHABILITATION \$21M

PAVEMENT PROGRAM	2024	2025	2026	2027	2028	2029
RESIDENTIAL	52	49	47	45	43	41
ARTERIAL & INDUSTRIAL COLLECTORS	41	40	38	36	34	32
<b>TOTAL</b>	<b>93</b>	<b>89</b>	<b>85</b>	<b>81</b>	<b>77</b>	<b>73</b>



## City of Laredo

856 Miles  
\$5M Annually

# FUNDING

## City of San Antonio

4,201 Miles  
\$90M Annually  
\$20M Bond

## City of El Paso

1,110 Miles  
\$10M Annually

## City of Corpus Christi

2,100 Miles  
\$89.5M Bond Referendum  
November 2024

# Pavement Program - Number of Miles

Approved by Motion by City Council February 11, 2025 - Workshop

Funding Allocation - \$65M

PRESERVATION \$19.5M

REHABILITATION \$45.5M

PAVEMENT PROGRAM	2024	2025	2026	2027	2028	2029
RESIDENTIAL	110	104	101	94	91	85
ARTERIAL & INDUSTRIAL COLLECTORS	91	88	81	78	75	71
<b>TOTAL</b>	<b>201</b>	<b>192</b>	<b>182</b>	<b>172</b>	<b>166</b>	<b>156</b>

# THANK YOU!

## PAVEMENT PROGRAM

### FY2025-2029

For More Information

<https://www.cityoflaredo.com/home>

