



# CITY OF LAREDO



## 2023-2024 DRAFT CONSOLIDATED ANNUAL PERFORMANCE AND EVALUATION REPORT (CAPER)



## COMMUNITY DEVELOPMENT DEPARTMENT

## **Attachments**

- DRAFT CAPER
- Attachment 1  
CDBG Map  
PR-07 CDBG-CV
- Attachment 2 ESG  
Sage Report
- Attachment 3 ESG  
PR91 Reports
- Attachment 4 PR23  
Reports
- Attachment 5 PR26  
Public Notice



Voucher Number	Line Item	IDIS Project ID	IDIS Act ID	Voucher Created	Voucher Status	Status Date	LOCCS Send Date	Grant Number	CARES Act	Grant Year	Fund Type	Recipient TIN	Payee TIN	Program	PY	Drawn Amount
6425770	1	26	3388	10/27/2020	Completed	10/29/2020	10/28/2020	B20MW480505	CARES	2020	EN	746001573	746001573	CDBG-CV	Y	\$5,718.82
6425771	1	26	3388	10/27/2020	Completed	10/29/2020	10/28/2020	B20MW480505	CARES	2020	EN	746001573	746001573	CDBG-CV	Y	\$4,925.42
6437286	1	26	3388	12/4/2020	Completed	12/08/2020	12/7/2020	B20MW480505	CARES	2020	EN	746001573	746001573	CDBG-CV	Y	\$2,931.84
6437287	7	26	3388	12/4/2020	Completed	12/05/2020	12/4/2020	B20MW480505	CARES	2020	EN	746001573	746001573	CDBG-CV		\$69.47
6437289	1	26	3388	12/4/2020	Completed	12/05/2020	12/4/2020	B20MW480505	CARES	2020	EN	746001573	746001573	CDBG-CV		\$12,285.20
6445333	1	26	3388	12/29/2020	Completed	12/30/2020	12/29/2020	B20MW480505	CARES	2020	EN	746001573	746001573	CDBG-CV		\$24,740.00
6445333	2	27	3400	12/29/2020	Completed	12/30/2020	12/29/2020	B20MW480505	CARES	2020	EN	746001573	746001573	CDBG-CV		\$4,763.10
6445333	3	29	3401	12/29/2020	Completed	12/30/2020	12/29/2020	B20MW480505	CARES	2020	EN	746001573	746001573	CDBG-CV		\$240.00
6445333	4	29	3402	12/29/2020	Completed	12/30/2020	12/29/2020	B20MW480505	CARES	2020	EN	746001573	746001573	CDBG-CV		\$288.00
6445333	5	29	3403	12/29/2020	Completed	12/30/2020	12/29/2020	B20MW480505	CARES	2020	EN	746001573	746001573	CDBG-CV		\$336.00
6445333	6	29	3404	12/29/2020	Completed	12/30/2020	12/29/2020	B20MW480505	CARES	2020	EN	746001573	746001573	CDBG-CV		\$288.00
6448527	1	26	3388	11/11/2021	Completed	01/12/2021	11/11/2021	B20MW480505	CARES	2020	EN	746001573	746001573	CDBG-CV		\$35,766.03
6448527	2	28	3390	11/11/2021	Completed	01/12/2021	11/11/2021	B20MW480505	CARES	2020	EN	746001573	746001573	CDBG-CV		\$1,200.00
6448527	3	27	3415	11/11/2021	Completed	01/12/2021	11/11/2021	B20MW480505	CARES	2020	EN	746001573	746001573	CDBG-CV		\$7,904.03
6448527	4	27	3417	11/11/2021	Completed	01/12/2021	11/11/2021	B20MW480505	CARES	2020	EN	746001573	746001573	CDBG-CV		\$3,235.47
6448527	5	27	3416	11/11/2021	Completed	01/12/2021	11/11/2021	B20MW480505	CARES	2020	EN	746001573	746001573	CDBG-CV		\$7,800.00
6448527	6	29	3407	11/11/2021	Completed	01/12/2021	11/11/2021	B20MW480505	CARES	2020	EN	746001573	746001573	CDBG-CV		\$432.00
6448527	7	27	3400	11/11/2021	Completed	01/12/2021	11/11/2021	B20MW480505	CARES	2020	EN	746001573	746001573	CDBG-CV		\$66.04
6448527	8	29	3409	11/11/2021	Completed	01/12/2021	11/11/2021	B20MW480505	CARES	2020	EN	746001573	746001573	CDBG-CV		\$336.00
6448527	9	29	3408	11/11/2021	Completed	01/12/2021	11/11/2021	B20MW480505	CARES	2020	EN	746001573	746001573	CDBG-CV		\$480.00
6448527	10	29	3406	11/11/2021	Completed	01/12/2021	11/11/2021	B20MW480505	CARES	2020	EN	746001573	746001573	CDBG-CV		\$336.00
6461559	1	26	3388	2/17/2021	Completed	02/19/2021	2/18/2021	B20MW480505	CARES	2020	EN	746001573	746001573	CDBG-CV		\$73.94
6473587	1	26	3463	3/19/2021	Completed	03/20/2021	3/19/2021	B20MW480505	CARES	2020	EN	746001573	746001573	CDBG-CV		\$2,731.53
6475717	1	26	3388	3/25/2021	Completed	03/26/2021	3/25/2021	B20MW480505	CARES	2020	EN	746001573	746001573	CDBG-CV		\$22,791.15
6475717	2	28	3390	3/25/2021	Completed	03/26/2021	3/25/2021	B20MW480505	CARES	2020	EN	746001573	746001573	CDBG-CV		\$35,443.56
6475717	3	29	3391	3/25/2021	Completed	03/26/2021	3/25/2021	B20MW480505	CARES	2020	EN	746001573	746001573	CDBG-CV		\$809.79
6475717	4	27	3400	3/25/2021	Completed	03/26/2021	3/25/2021	B20MW480505	CARES	2020	EN	746001573	746001573	CDBG-CV		\$2,859.38
6475717	5	29	3410	3/25/2021	Completed	03/26/2021	3/25/2021	B20MW480505	CARES	2020	EN	746001573	746001573	CDBG-CV		\$384.00
6475717	6	29	3411	3/25/2021	Completed	03/26/2021	3/25/2021	B20MW480505	CARES	2020	EN	746001573	746001573	CDBG-CV		\$240.00
6475717	7	29	3412	3/25/2021	Completed	03/26/2021	3/25/2021	B20MW480505	CARES	2020	EN	746001573	746001573	CDBG-CV		\$288.00
6475717	8	29	3413	3/25/2021	Completed	03/26/2021	3/25/2021	B20MW480505	CARES	2020	EN	746001573	746001573	CDBG-CV		\$288.00
6475717	9	29	3414	3/25/2021	Completed	03/26/2021	3/25/2021	B20MW480505	CARES	2020	EN	746001573	746001573	CDBG-CV		\$192.00
6475717	10	27	3415	3/25/2021	Completed	03/26/2021	3/25/2021	B20MW480505	CARES	2020	EN	746001573	746001573	CDBG-CV		\$1,050.00
6475717	11	27	3417	3/25/2021	Completed	03/26/2021	3/25/2021	B20MW480505	CARES	2020	EN	746001573	746001573	CDBG-CV		\$1,791.75
6475717	12	27	3418	3/25/2021	Completed	03/26/2021	3/25/2021	B20MW480505	CARES	2020	EN	746001573	746001573	CDBG-CV		\$2,920.00
6475717	13	27	3419	3/25/2021	Completed	03/26/2021	3/25/2021	B20MW480505	CARES	2020	EN	746001573	746001573	CDBG-CV		\$5,050.00
6475717	14	27	3420	3/25/2021	Completed	03/26/2021	3/25/2021	B20MW480505	CARES	2020	EN	746001573	746001573	CDBG-CV		\$6,770.00
6475717	15	27	3421	3/25/2021	Completed	03/26/2021	3/25/2021	B20MW480505	CARES	2020	EN	746001573	746001573	CDBG-CV		\$5,400.00
6475717	16	27	3422	3/25/2021	Completed	03/26/2021	3/25/2021	B20MW480505	CARES	2020	EN	746001573	746001573	CDBG-CV		\$2,570.40
6475717	17	27	3423	3/25/2021	Completed	03/26/2021	3/25/2021	B20MW480505	CARES	2020	EN	746001573	746001573	CDBG-CV		\$3,285.00
6475717	18	27	3424	3/25/2021	Completed	03/26/2021	3/25/2021	B20MW480505	CARES	2020	EN	746001573	746001573	CDBG-CV		\$4,900.00
6475717	19	29	3425	3/25/2021	Completed	03/26/2021	3/25/2021	B20MW480505	CARES	2020	EN	746001573	746001573	CDBG-CV		\$240.00
6475717	20	29	3426	3/25/2021	Completed	03/26/2021	3/25/2021	B20MW480505	CARES	2020	EN	746001573	746001573	CDBG-CV		\$96.00
6475717	21	29	3428	3/25/2021	Completed	03/26/2021	3/25/2021	B20MW480505	CARES	2020	EN	746001573	746001573	CDBG-CV		\$288.00
6475717	22	27	3435	3/25/2021	Completed	03/26/2021	3/25/2021	B20MW480505	CARES	2020	EN	746001573	746001573	CDBG-CV		\$3,869.75
6475717	23	27	3436	3/25/2021	Completed	03/26/2021	3/25/2021	B20MW480505	CARES	2020	EN	746001573	746001573	CDBG-CV		\$3,200.00
6475717	24	27	3437	3/25/2021	Completed	03/26/2021	3/25/2021	B20MW480505	CARES	2020	EN	746001573	746001573	CDBG-CV		\$4,740.00
6475717	25	27	3438	3/25/2021	Completed	03/26/2021	3/25/2021	B20MW480505	CARES	2020	EN	746001573	746001573	CDBG-CV		\$9,300.00
6475717	26	27	3439	3/25/2021	Completed	03/26/2021	3/25/2021	B20MW480505	CARES	2020	EN	746001573	746001573	CDBG-CV		\$3,079.59
6475717	27	27	3442	3/25/2021	Completed	03/26/2021	3/25/2021	B20MW480505	CARES	2020	EN	746001573	746001573	CDBG-CV		\$9,064.27
6475717	28	27	3443	3/25/2021	Completed	03/26/2021	3/25/2021	B20MW480505	CARES	2020	EN	746001573	746001573	CDBG-CV		\$286.47
6479745	1	26	3388	4/6/2021	Completed	04/07/2021	4/6/2021	B20MW480505	CARES	2020	EN	746001573	746001573	CDBG-CV		\$19,037.74
6479745	2	28	3390	4/6/2021	Completed	04/07/2021	4/6/2021	B20MW480505	CARES	2020	EN	746001573	746001573	CDBG-CV		\$108,426.78
6479745	3	29	3391	4/6/2021	Completed	04/07/2021	4/6/2021	B20MW480505	CARES	2020	EN	746001573	746001573	CDBG-CV		\$894.40
6479745	4	27	3400	4/6/2021	Completed	04/07/2021	4/6/2021	B20MW480505	CARES	2020	EN	746001573	746001573	CDBG-CV		\$1,400.00
6479745	5	27	3415	4/6/2021	Revised	04/07/2021	4/6/2021	B20MW480505	CARES	2020	EN	746001573	746001573	CDBG-CV		\$91.47
6479745	6	27	3417	4/6/2021	Completed	04/07/2021	4/6/2021	B20MW480505	CARES	2020	EN	746001573	746001573	CDBG-CV		\$941.75
6479745	7	27	3418	4/6/2021	Completed	04/07/2021	4/6/2021	B20MW480505	CARES	2020	EN	746001573	746001573	CDBG-CV		\$625.00
6479745	8	27	3420	4/6/2021	Completed	04/07/2021	4/6/2021	B20MW480505	CARES	2020	EN	746001573	746001573	CDBG-CV		\$1,200.00
6479745	9	27	3421	4/6/2021	Completed	04/07/2021	4/6/2021	B20MW480505	CARES	2020	EN	746001573	746001573	CDBG-CV		\$1,200.00
6479745	10	27	3422	4/6/2021	Completed	04/07/2021	4/6/2021	B20MW480505	CARES	2020	EN	746001573	746001573	CDBG-CV		\$612.00
6479745	11	27	3423	4/6/2021	Completed	04/07/2021	4/6/2021	B20MW480505	CARES	2020	EN	746001573	746001573	CDBG-CV		\$590.00
6479745	12	27	3424	4/6/2021	Completed	04/07/2021	4/6/2021	B20MW480505	CARES	2020	EN	746001573	746001573	CDBG-CV		\$1,000.00
6479745	13	27	3435	4/6/2021	Completed	04/07/2021	4/6/2021	B20MW480505	CARES	2020	EN	746001573	746001573	CDBG-CV		\$825.00
6479745	14	27	3436	4/6/2021	Completed	04/07/2021	4/6/2021	B20MW480505	CARES	2020	EN	746001573	746001573	CDBG-CV		\$800.00
6479745	15	27	3439	4/6/2021	Completed	04/07/2021	4/6/2021	B20MW480505	CARES	2020	EN	746001573	746001573	CDBG-CV		\$650.00
6479745	16	27	3440	4/6/2021	Completed	04/07/2021	4/6/2021	B20MW480505	CARES	2020	EN	746001573	746001573	CDBG-CV		\$4,319.50
6479745	17	27	3441	4/6/2021	Completed	04/07/2021	4/6/2021	B20MW480505	CARES	2020	EN	746001573	746001573	CDBG-CV		\$5,250.00
6479745	18	27	3443	4/6/2021	Completed	04/07/2021	4/6/2021	B20MW480505	CARES	2020	EN	746001573	746001573	CDBG		





6614157	13	27	3558	3/29/2022	Completed	03/30/2022	3/29/2022	B20MW480505	CARES	2020	EN	746001573	746001573	CDBG-CV	\$3,046.42
6614159	1	28	3463	3/29/2022	Completed	03/30/2022	3/29/2022	B20MW480505	CARES	2020	EN	746001573	746001573	CDBG-CV	\$5,552.87
6614160	1	29	3535	3/29/2022	Completed	03/30/2022	3/29/2022	B20MW480505	CARES	2020	EN	746001573	746001573	CDBG-CV	\$67.79
6614160	2	27	3554	3/29/2022	Completed	03/30/2022	3/29/2022	B20MW480505	CARES	2020	EN	746001573	746001573	CDBG-CV	\$240.19
6614160	3	30	3559	3/29/2022	Completed	03/30/2022	3/29/2022	B20MW480505	CARES	2020	EN	746001573	746001573	CDBG-CV	\$855.78
6614160	4	30	3561	3/29/2022	Completed	03/30/2022	3/29/2022	B20MW480505	CARES	2020	EN	746001573	746001573	CDBG-CV	\$1,036.32
6614160	5	30	3562	3/29/2022	Completed	03/30/2022	3/29/2022	B20MW480505	CARES	2020	EN	746001573	746001573	CDBG-CV	\$537.89
6614160	6	30	3563	3/29/2022	Completed	03/30/2022	3/29/2022	B20MW480505	CARES	2020	EN	746001573	746001573	CDBG-CV	\$1,386.40
6614160	7	30	3567	3/29/2022	Completed	03/30/2022	3/29/2022	B20MW480505	CARES	2020	EN	746001573	746001573	CDBG-CV	\$10,778.32
6614160	8	30	3569	3/29/2022	Completed	03/30/2022	3/29/2022	B20MW480505	CARES	2020	EN	746001573	746001573	CDBG-CV	\$1,891.76
6614160	9	30	3570	3/29/2022	Completed	03/30/2022	3/29/2022	B20MW480505	CARES	2020	EN	746001573	746001573	CDBG-CV	\$2,770.37
6614160	10	30	3571	3/29/2022	Completed	03/30/2022	3/29/2022	B20MW480505	CARES	2020	EN	746001573	746001573	CDBG-CV	\$12,600.91
6614160	11	30	3572	3/29/2022	Completed	03/30/2022	3/29/2022	B20MW480505	CARES	2020	EN	746001573	746001573	CDBG-CV	\$25,847.79
6614160	12	30	3573	3/29/2022	Completed	03/30/2022	3/29/2022	B20MW480505	CARES	2020	EN	746001573	746001573	CDBG-CV	\$9,421.57
6614160	13	30	3574	3/29/2022	Completed	03/30/2022	3/29/2022	B20MW480505	CARES	2020	EN	746001573	746001573	CDBG-CV	\$20,496.66
6625856	1	26	3388	4/26/2022	Completed	04/28/2022	4/27/2022	B20MW480505	CARES	2020	EN	746001573	746001573	CDBG-CV	\$601.93
6625856	2	28	3390	4/26/2022	Completed	04/28/2022	4/27/2022	B20MW480505	CARES	2020	EN	746001573	746001573	CDBG-CV	\$55,000.00
6626337	1	27	3553	4/27/2022	Completed	04/28/2022	4/27/2022	B20MW480505	CARES	2020	EN	746001573	746001573	CDBG-CV	\$95.31
6626337	2	30	3560	4/27/2022	Completed	04/28/2022	4/27/2022	B20MW480505	CARES	2020	EN	746001573	746001573	CDBG-CV	\$2,016.70
6626337	3	30	3561	4/27/2022	Completed	04/28/2022	4/27/2022	B20MW480505	CARES	2020	EN	746001573	746001573	CDBG-CV	\$2,795.62
6626337	4	30	3562	4/27/2022	Completed	04/28/2022	4/27/2022	B20MW480505	CARES	2020	EN	746001573	746001573	CDBG-CV	\$527.45
6626337	5	30	3563	4/27/2022	Completed	04/28/2022	4/27/2022	B20MW480505	CARES	2020	EN	746001573	746001573	CDBG-CV	\$1,366.26
6626337	6	30	3567	4/27/2022	Completed	04/28/2022	4/27/2022	B20MW480505	CARES	2020	EN	746001573	746001573	CDBG-CV	\$1,417.92
6626337	7	30	3568	4/27/2022	Completed	04/28/2022	4/27/2022	B20MW480505	CARES	2020	EN	746001573	746001573	CDBG-CV	\$6,520.00
6626337	8	30	3570	4/27/2022	Completed	04/28/2022	4/27/2022	B20MW480505	CARES	2020	EN	746001573	746001573	CDBG-CV	\$1,569.98
6626337	9	30	3571	4/27/2022	Completed	04/28/2022	4/27/2022	B20MW480505	CARES	2020	EN	746001573	746001573	CDBG-CV	\$1,316.55
6626337	10	30	3572	4/27/2022	Completed	04/28/2022	4/27/2022	B20MW480505	CARES	2020	EN	746001573	746001573	CDBG-CV	\$1,462.68
6626337	11	30	3573	4/27/2022	Completed	04/28/2022	4/27/2022	B20MW480505	CARES	2020	EN	746001573	746001573	CDBG-CV	\$1,015.03
6626337	12	30	3574	4/27/2022	Completed	04/28/2022	4/27/2022	B20MW480505	CARES	2020	EN	746001573	746001573	CDBG-CV	\$1,114.11
6626918	1	27	3527	4/28/2022	Completed	04/29/2022	4/28/2022	B20MW480505	CARES	2020	EN	746001573	746001573	CDBG-CV	\$1,377.89
6626918	2	29	3532	4/28/2022	Completed	04/29/2022	4/28/2022	B20MW480505	CARES	2020	EN	746001573	746001573	CDBG-CV	\$797.94
6626918	3	29	3533	4/28/2022	Completed	04/29/2022	4/28/2022	B20MW480505	CARES	2020	EN	746001573	746001573	CDBG-CV	\$1,378.00
6626918	4	29	3534	4/28/2022	Completed	04/29/2022	4/28/2022	B20MW480505	CARES	2020	EN	746001573	746001573	CDBG-CV	\$1,529.81
6626918	5	29	3535	4/28/2022	Completed	04/29/2022	4/28/2022	B20MW480505	CARES	2020	EN	746001573	746001573	CDBG-CV	\$817.20
6626918	6	29	3536	4/28/2022	Completed	04/29/2022	4/28/2022	B20MW480505	CARES	2020	EN	746001573	746001573	CDBG-CV	\$993.27
6626918	7	29	3537	4/28/2022	Completed	04/29/2022	4/28/2022	B20MW480505	CARES	2020	EN	746001573	746001573	CDBG-CV	\$2,535.53
6626918	8	29	3538	4/28/2022	Completed	04/29/2022	4/28/2022	B20MW480505	CARES	2020	EN	746001573	746001573	CDBG-CV	\$986.91
6626918	9	29	3539	4/28/2022	Completed	04/29/2022	4/28/2022	B20MW480505	CARES	2020	EN	746001573	746001573	CDBG-CV	\$925.47
6626918	10	27	3540	4/28/2022	Completed	04/29/2022	4/28/2022	B20MW480505	CARES	2020	EN	746001573	746001573	CDBG-CV	\$1,156.16
6626918	11	27	3553	4/28/2022	Completed	04/29/2022	4/28/2022	B20MW480505	CARES	2020	EN	746001573	746001573	CDBG-CV	\$3,829.20
6626918	12	27	3554	4/28/2022	Revised	04/29/2022	4/28/2022	B20MW480505	CARES	2020	EN	746001573	746001573	CDBG-CV	\$2,827.89
6626918	13	27	3555	4/28/2022	Completed	04/29/2022	4/28/2022	B20MW480505	CARES	2020	EN	746001573	746001573	CDBG-CV	\$436.44
6626918	14	27	3556	4/28/2022	Completed	04/29/2022	4/28/2022	B20MW480505	CARES	2020	EN	746001573	746001573	CDBG-CV	\$739.88
6626918	15	27	3557	4/28/2022	Completed	04/29/2022	4/28/2022	B20MW480505	CARES	2020	EN	746001573	746001573	CDBG-CV	\$639.10
6626918	16	27	3558	4/28/2022	Completed	04/29/2022	4/28/2022	B20MW480505	CARES	2020	EN	746001573	746001573	CDBG-CV	\$1,523.72
6626918	17	27	3554	7/12/2022	Completed	04/29/2022	4/28/2022	B20MW480505	CARES	2020	EN	746001573	746001573	CDBG-CV	\$1,568.06
6626918	18	29	3534	7/12/2022	Completed	04/29/2022	4/28/2022	B20MW480505	CARES	2020	EN	746001573	746001573	CDBG-CV	\$1,259.83
6626923	1	28	3463	4/28/2022	Completed	04/29/2022	4/28/2022	B20MW480505	CARES	2020	EN	746001573	746001573	CDBG-CV	\$3,842.96
6636107	1	26	3388	5/23/2022	Completed	05/25/2022	5/23/2022	B20MW480505	CARES	2020	EN	746001573	746001573	CDBG-CV	\$1,397.64
6636107	2	28	3390	5/23/2022	Completed	05/25/2022	5/23/2022	B20MW480505	CARES	2020	EN	746001573	746001573	CDBG-CV	\$425.29
6636111	1	29	3539	5/23/2022	Completed	05/25/2022	5/23/2022	B20MW480505	CARES	2020	EN	746001573	746001573	CDBG-CV	\$826.79
6636111	2	27	3540	5/23/2022	Completed	05/25/2022	5/23/2022	B20MW480505	CARES	2020	EN	746001573	746001573	CDBG-CV	\$1,232.07
6636111	3	27	3553	5/23/2022	Completed	05/25/2022	5/23/2022	B20MW480505	CARES	2020	EN	746001573	746001573	CDBG-CV	\$1,423.61
6636111	4	27	3554	5/23/2022	Completed	05/25/2022	5/23/2022	B20MW480505	CARES	2020	EN	746001573	746001573	CDBG-CV	\$1,116.07
6636111	5	27	3557	5/23/2022	Completed	05/25/2022	5/23/2022	B20MW480505	CARES	2020	EN	746001573	746001573	CDBG-CV	\$639.10
6636111	6	27	3558	5/23/2022	Completed	05/25/2022	5/23/2022	B20MW480505	CARES	2020	EN	746001573	746001573	CDBG-CV	\$1,523.72
6636114	1	28	3463	5/23/2022	Completed	05/25/2022	5/23/2022	B20MW480505	CARES	2020	EN	746001573	746001573	CDBG-CV	\$5,196.46
6636118	1	30	3559	5/23/2022	Completed	05/25/2022	5/23/2022	B20MW480505	CARES	2020	EN	746001573	746001573	CDBG-CV	\$1,711.56
6636118	2	30	3560	5/23/2022	Completed	05/25/2022	5/23/2022	B20MW480505	CARES	2020	EN	746001573	746001573	CDBG-CV	\$1,008.35
6636118	3	30	3561	5/23/2022	Completed	05/25/2022	5/23/2022	B20MW480505	CARES	2020	EN	746001573	746001573	CDBG-CV	\$2,077.99
6636118	4	30	3563	5/23/2022	Completed	05/25/2022	5/23/2022	B20MW480505	CARES	2020	EN	746001573	746001573	CDBG-CV	\$1,277.00
6636118	5	30	3567	5/23/2022	Completed	05/25/2022	5/23/2022	B20MW480505	CARES	2020	EN	746001573	746001573	CDBG-CV	\$1,613.63
6636118	6	30	3570	5/23/2022	Completed	05/25/2022	5/23/2022	B20MW480505	CARES	2020	EN	746001573	746001573	CDBG-CV	\$1,395.06
6636118	7	30	3571	5/23/2022	Completed	05/25/2022	5/23/2022	B20MW480505	CARES	2020	EN	746001573	746001573	CDBG-CV	\$1,316.55
6636118	8	30	3572	5/23/2022	Completed	05/25/2022	5/23/2022	B20MW480505	CARES	2020	EN	746001573	746001573	CDBG-CV	\$1,445.88
6636118	9	30	3573	5/23/2022	Completed	05/25/2022	5/23/2022	B20MW480505	CARES	2020	EN	746001573	746001573	CDBG-CV	\$891.01
6636118	10	30	3574	5/23/2022	Completed	05/25/2022	5/23/2022	B20MW480505	CARES	2020	EN	746001573	746001573	CDBG-CV	\$1,339.33
6636118	11	30	3582	5/23/2022	Completed	05/25/2022	5/23/2022	B20MW480505	CARES	2020	EN	746001573	746001573	CDBG-CV	\$751.88
6646416	1	26	3388	6/15/2022	Completed	06/17/2022	6/16/2022	B20MW480505	CARES	2020	EN	746001573	746001573	CDBG-CV	\$496.66
6646416	2	28	3390	6/15/2022	Completed	06/17/2022	6/16/2022	B20MW480505	CARES	2020	EN	746001573	746001573	CDBG-CV	\$126,592.47
6648217	1	28	3463	6/21/2022	Completed	06/22/2022	6/21/2022	B20MW480505	CARES	2020	EN	746001573	746001573	CDBG-CV	\$5,655.31
6648451	1	27	3553	6/21/2022	Completed	06/22/2022	6/21/2022	B20MW480505	CARES	2020	EN	746001573	746001573	C	

6683038	1	30	3568	9/21/2022	Completed	09/22/2022	9/21/2022	B20MW480505	CARES	2020	EN	746001573	746001573	CDBG-CV		\$1,120.00
6683038	2	30	3574	9/21/2022	Completed	09/22/2022	9/21/2022	B20MW480505	CARES	2020	EN	746001573	746001573	CDBG-CV		\$157.11
6683038	3	30	3583	9/21/2022	Completed	09/22/2022	9/21/2022	B20MW480505	CARES	2020	EN	746001573	746001573	CDBG-CV		\$893.81
6683038	4	30	3587	9/21/2022	Completed	09/22/2022	9/21/2022	B20MW480505	CARES	2020	EN	746001573	746001573	CDBG-CV		\$1,169.64
6683038	5	30	3588	9/21/2022	Completed	09/22/2022	9/21/2022	B20MW480505	CARES	2020	EN	746001573	746001573	CDBG-CV		\$1,085.01
6683038	6	30	3589	9/21/2022	Completed	09/22/2022	9/21/2022	B20MW480505	CARES	2020	EN	746001573	746001573	CDBG-CV		\$586.62
6683038	7	30	3590	9/21/2022	Completed	09/22/2022	9/21/2022	B20MW480505	CARES	2020	EN	746001573	746001573	CDBG-CV		\$693.92
6683038	8	30	3597	9/21/2022	Completed	09/22/2022	9/21/2022	B20MW480505	CARES	2020	EN	746001573	746001573	CDBG-CV		\$1,359.15
6693693	1	30	3583	10/19/2022	Completed	10/21/2022	10/20/2022	B20MW480505	CARES	2020	EN	746001573	746001573	CDBG-CV	Y	\$937.18
6693693	2	30	3587	10/19/2022	Completed	10/21/2022	10/20/2022	B20MW480505	CARES	2020	EN	746001573	746001573	CDBG-CV	Y	\$760.04
6693693	3	30	3588	10/19/2022	Completed	10/21/2022	10/20/2022	B20MW480505	CARES	2020	EN	746001573	746001573	CDBG-CV	Y	\$997.45
6693693	4	30	3589	10/19/2022	Completed	10/21/2022	10/20/2022	B20MW480505	CARES	2020	EN	746001573	746001573	CDBG-CV	Y	\$486.33
6693693	5	30	3597	10/19/2022	Completed	10/21/2022	10/20/2022	B20MW480505	CARES	2020	EN	746001573	746001573	CDBG-CV	Y	\$666.25
6693694	1	30	3587	10/19/2022	Completed	10/21/2022	10/20/2022	B20MW480505	CARES	2020	EN	746001573	746001573	CDBG-CV		\$1,103.73
6693694	2	30	3588	10/19/2022	Completed	10/21/2022	10/20/2022	B20MW480505	CARES	2020	EN	746001573	746001573	CDBG-CV		\$1,265.09
6693694	3	30	3589	10/19/2022	Completed	10/21/2022	10/20/2022	B20MW480505	CARES	2020	EN	746001573	746001573	CDBG-CV		\$88.59
6693694	4	30	3597	10/19/2022	Completed	10/21/2022	10/20/2022	B20MW480505	CARES	2020	EN	746001573	746001573	CDBG-CV		\$666.25
6694269	1	30	3588	10/20/2022	Completed	10/21/2022	10/20/2022	B20MW480505	CARES	2020	EN	746001573	746001573	CDBG-CV		\$47.90
6704320	1	26	3388	11/18/2022	Completed	11/19/2022	11/18/2022	B20MW480505	CARES	2020	EN	746001573	746001573	CDBG-CV	Y	\$185.57
6704320	2	28	3390	11/18/2022	Completed	11/19/2022	11/18/2022	B20MW480505	CARES	2020	EN	746001573	746001573	CDBG-CV	Y	\$30,067.47
6704321	1	28	3463	11/18/2022	Completed	11/19/2022	11/18/2022	B20MW480505	CARES	2020	EN	746001573	746001573	CDBG-CV	Y	\$3,703.44
6710693	1	30	3591	12/8/2022	Completed	12/09/2022	12/8/2022	B20MW480505	CARES	2020	EN	746001573	746001573	CDBG-CV		\$2,317.23
6715089	1	26	3388	12/20/2022	Completed	12/22/2022	12/21/2022	B20MW480505	CARES	2020	EN	746001573	746001573	CDBG-CV		\$186.14
6715089	2	28	3390	12/20/2022	Completed	12/22/2022	12/21/2022	B20MW480505	CARES	2020	EN	746001573	746001573	CDBG-CV		\$7,556.23
6715091	1	28	3463	12/20/2022	Completed	12/22/2022	12/21/2022	B20MW480505	CARES	2020	EN	746001573	746001573	CDBG-CV		\$1,294.54
6719996	1	28	3463	1/9/2023	Completed	01/10/2023	1/9/2023	B20MW480505	CARES	2020	EN	746001573	746001573	CDBG-CV		\$185.57
6719996	2	28	3390	1/9/2023	Completed	01/10/2023	1/9/2023	B20MW480505	CARES	2020	EN	746001573	746001573	CDBG-CV		\$8,313.89
6719998	1	28	3463	1/9/2023	Completed	01/10/2023	1/9/2023	B20MW480505	CARES	2020	EN	746001573	746001573	CDBG-CV		\$5,852.97
6719999	1	30	3597	1/9/2023	Completed	01/10/2023	1/9/2023	B20MW480505	CARES	2020	EN	746001573	746001573	CDBG-CV		\$666.25
6732249	1	26	3388	2/10/2023	Completed	02/15/2023	2/14/2023	B20MW480505	CARES	2020	EN	746001573	746001573	CDBG-CV		\$39.85
6732249	2	28	3390	2/10/2023	Completed	02/15/2023	2/14/2023	B20MW480505	CARES	2020	EN	746001573	746001573	CDBG-CV		\$171,620.25
6732286	1	30	3597	2/10/2023	Completed	02/14/2023	2/13/2023	B20MW480505	CARES	2020	EN	746001573	746001573	CDBG-CV		\$666.25
6734748	1	28	3463	2/16/2023	Completed	02/18/2023	2/17/2023	B20MW480505	CARES	2020	EN	746001573	746001573	CDBG-CV		\$797.02
6734748	2	32	3604	2/16/2023	Completed	02/18/2023	2/17/2023	B20MW480505	CARES	2020	EN	746001573	746001573	CDBG-CV		\$336,107.47
6734748	3	33	3605	2/16/2023	Completed	02/18/2023	2/17/2023	B20MW480505	CARES	2020	EN	746001573	746001573	CDBG-CV		\$8,532.93
6735947	1	28	3390	2/21/2023	Completed	02/23/2023	2/22/2023	B20MW480505	CARES	2020	EN	746001573	746001573	CDBG-CV		\$181.02
6735948	1	28	3463	2/21/2023	Completed	02/23/2023	2/22/2023	B20MW480505	CARES	2020	EN	746001573	746001573	CDBG-CV		\$3,326.60
6735948	2	33	3605	2/21/2023	Completed	02/23/2023	2/22/2023	B20MW480505	CARES	2020	EN	746001573	746001573	CDBG-CV		\$3,397.34
6735950	1	30	3597	2/21/2023	Completed	02/23/2023	2/22/2023	B20MW480505	CARES	2020	EN	746001573	746001573	CDBG-CV		\$666.25
6750309	1	28	3463	3/29/2023	Completed	03/30/2023	3/29/2023	B20MW480505	CARES	2020	EN	746001573	746001573	CDBG-CV		\$2,778.35
6750309	2	33	3605	3/29/2023	Completed	03/30/2023	3/29/2023	B20MW480505	CARES	2020	EN	746001573	746001573	CDBG-CV		\$3,413.61
6750311	1	28	3390	3/29/2023	Completed	03/30/2023	3/29/2023	B20MW480505	CARES	2020	EN	746001573	746001573	CDBG-CV		\$22,217.48
6764432	1	3390	3463	5/3/2023	Completed	05/04/2023	5/3/2023	B20MW480505	CARES	2020	EN	746001573	746001573	CDBG-CV		\$16,449.35
6764447	1	28	3463	5/3/2023	Completed	05/04/2023	5/3/2023	B20MW480505	CARES	2020	EN	746001573	746001573	CDBG-CV		\$2,928.33
6764447	2	32	3604	5/3/2023	Completed	05/04/2023	5/3/2023	B20MW480505	CARES	2020	EN	746001573	746001573	CDBG-CV		\$51,283.00
6764447	3	33	3605	5/3/2023	Completed	05/04/2023	5/3/2023	B20MW480505	CARES	2020	EN	746001573	746001573	CDBG-CV		\$3,434.97
6772692	1	28	3390	5/24/2023	Completed	05/27/2023	5/26/2023	B20MW480505	CARES	2020	EN	746001573	746001573	CDBG-CV		\$251.80
6772694	1	28	3463	5/24/2023	Completed	05/25/2023	5/24/2023	B20MW480505	CARES	2020	EN	746001573	746001573	CDBG-CV		\$7,881.29
6772694	2	33	3605	5/24/2023	Completed	05/25/2023	5/24/2023	B20MW480505	CARES	2020	EN	746001573	746001573	CDBG-CV		\$3,380.68
6781678	1	28	3390	6/20/2023	Completed	06/21/2023	6/20/2023	B20MW480505	CARES	2020	EN	746001573	746001573	CDBG-CV		\$195.31
6781681	1	28	3463	6/20/2023	Completed	06/21/2023	6/20/2023	B20MW480505	CARES	2020	EN	746001573	746001573	CDBG-CV		\$13,992.53
6781681	2	33	3605	6/20/2023	Completed	06/21/2023	6/20/2023	B20MW480505	CARES	2020	EN	746001573	746001573	CDBG-CV		\$3,378.54
6795286	1	28	3390	7/24/2023	Completed	07/25/2023	7/24/2023	B20MW480505	CARES	2020	EN	746001573	746001573	CDBG-CV		\$160.14
6796137	1	28	3463	7/25/2023	Completed	07/26/2023	7/25/2023	B20MW480505	CARES	2020	EN	746001573	746001573	CDBG-CV		\$15,126.08
6796137	2	33	3647	7/25/2023	Completed	07/26/2023	7/25/2023	B20MW480505	CARES	2020	EN	746001573	746001573	CDBG-CV		\$45,195.92
6796137	3	33	3605	7/25/2023	Completed	07/26/2023	7/25/2023	B20MW480505	CARES	2020	EN	746001573	746001573	CDBG-CV		\$5,069.62
6809795	1	28	3390	8/30/2023	Completed	09/01/2023	8/31/2023	B20MW480505	CARES	2020	EN	746001573	746001573	CDBG-CV		\$29.21
6809796	1	28	3463	8/30/2023	Completed	09/01/2023	8/30/2023	B20MW480505	CARES	2020	EN	746001573	746001573	CDBG-CV		\$11,855.79
6809796	2	33	3605	8/30/2023	Completed	09/01/2023	8/30/2023	B20MW480505	CARES	2020	EN	746001573	746001573	CDBG-CV		\$3,373.99
6822291	1	28	3463	10/3/2023	Completed	10/06/2023	10/4/2023	B20MW480505	CARES	2020	EN	746001573	746001573	CDBG-CV	Y	\$13,412.90
6822291	2	33	3605	10/3/2023	Completed	10/06/2023	10/4/2023	B20MW480505	CARES	2020	EN	746001573	746001573	CDBG-CV	Y	\$4,132.07
6822307	1	28	3463	10/3/2023	Completed	10/06/2023	10/4/2023	B20MW480505	CARES	2020	EN	746001573	746001573	CDBG-CV	Y	\$8,629.71
6822307	2	33	3605	10/3/2023	Completed	10/06/2023	10/4/2023	B20MW480505	CARES	2020	EN	746001573	746001573	CDBG-CV	Y	\$3,274.42
6840849	1	28	3390	11/28/2023	Completed	11/30/2023	11/28/2023	B20MW480505	CARES	2020	EN	746001573	746001573	CDBG-CV	Y	\$176.29
6840851	1	28	3463	11/28/2023	Completed	11/30/2023	11/28/2023	B20MW480505	CARES	2020	EN	746001573	746001573	CDBG-CV	Y	\$6,740.45
6840851	2	33	3647	11/28/2023	Completed	11/30/2023	11/28/2023	B20MW480505	CARES	2020	EN	746001573	746001573	CDBG-CV	Y	\$59,744.00
6840851	3	33	3605	11/28/2023	Completed	11/30/2023	11/28/2023	B20MW480505	CARES	2020	EN	746001573	746001573	CDBG-CV	Y	\$1,706.27
6852387	1	28	3390	1/2/2024	Completed	01/04/2024	1/3/2024	B20MW480505	CARES	2020	EN	746001573	746001573	CDBG-CV		\$37.38
6852387	2	28	3463	1/2/2024	Completed	01/04/2024	1/3/2024	B20MW480505	CARES	2020	EN	746001573	746001573	CDBG-CV		\$4,085.24
6852387	3	33	3605	1/2/2024	Completed	01/04/2024	1/3/2024	B20MW480505	CARES	2020	EN	746001573	746001573	CDBG-CV		\$1,756.17
6854929	1</															

## **CR-05 - Goals and Outcomes**

### **Progress the jurisdiction has made in carrying out its strategic plan and its action plan. 91.520(a)**

This could be an overview that includes major initiatives and highlights that were proposed and executed throughout the program year.

The 2023-2024 Consolidated Annual Performance Evaluation Report, referred throughout this document as the CAPER, has been prepared by the City of Laredo for the period of October 1, 2023 - September 30, 2024. The comment period for this document began on December 2, 2024 and ended on December 16, 2024. Housing and non-housing strategies were evaluated to measure the effectiveness and efficiency of the programs and outcomes achieved as proposed in the 2020-2024 Five Year Consolidated Plan and in the 2023-2024 One Year Action Plan. The City of Laredo continued addressing the basic needs of the community and improvement of the quality of life.

This year, in conjunction with other public agencies and non-profit organizations, the City continued to implement affordable housing and support service programs in order to assist individuals and families of low and moderate income, the homeless, and individuals with special needs; through the Housing Rehabilitation, Down Payment Assistance, and Tenant Based Rental Assistance Programs the City continued to improve and/or provide affordable housing for those in need; the City provided assistance to the homeless and those on the verge of becoming homeless through activities such as Homelessness prevention and rapid Re-housing, shelter operations, and the provision of essential services; provided graffiti removal as part of the public service activities in order to remove graffiti from public facilities such as parks, sidewalks, bridges, underpasses and creeks that are located within CDBG target areas.

Through the Code Enforcement program, the citizens were able to receive education regarding City codes related to weeded lots, junked vehicles, and nuisances. This type of education is essential as it improves and maintains low income neighborhoods and areas clean and safe as well as promoting a healthy environment. The Department of Community Developments Property Code Enforcement Inspectors conducted numerous inspections related to codes violations and followed up with citizens in order to maintain a healthy environment throughout the City.

Through the use of 2023-2024 Public Service funds for Homeless Services were also provided to Bethany House for the operation and services provided at the new shelter.

The City also awarded and began the Rental Rehabilitation construction project through the Section 108 Loan and other grant funds for the rehabilitation of the Southern Hotel Apartments Rehabilitation Project which will add 22 housing units.

For the reporting year, the City of Laredo received \$3,228,384 from the Community Development Block Grant (CDBG), \$1,260,999 from the HOME Investment Partnership Program (HOME), and \$299,176 from the Emergency Solutions Grant (ESG), all of which were provided by the U.S. Department of Housing & Urban Development (HUD). During the year, all activities that were financed with HUD funds were consistent with the City’s 2020-2024 Five Year Consolidated Plan and the 2023-2024 One Year Action Plan.

**Comparison of the proposed versus actual outcomes for each outcome measure submitted with the consolidated plan and explain, if applicable, why progress was not made toward meeting goals and objectives. 91.520(g)**

Categories, priority levels, funding sources and amounts, outcomes/objectives, goal outcome indicators, units of measure, targets, actual outcomes/outputs, and percentage completed for each of the grantee’s program year goals.

Goal	Category	Source / Amount	Indicator	Unit of Measure	Expected – Strategic Plan	Actual – Strategic Plan	Percent Complete	Expected – Program Year	Actual – Program Year	Percent Complete
Acquisition/Acquisition Relocation	Affordable Housing	CDBG: \$ / HOME: \$	Rental units constructed	Household Housing Unit	0	0				
Acquisition/Acquisition Relocation	Affordable Housing	CDBG: \$ / HOME: \$	Rental units rehabilitated	Household Housing Unit	0	0		24	7	29.17%
Acquisition/Acquisition Relocation	Affordable Housing	CDBG: \$ / HOME: \$	Homeowner Housing Added	Household Housing Unit	3	4	133.33%	2	1	50.00%
Acquisition/Acquisition Relocation	Affordable Housing	CDBG: \$ / HOME: \$	Other	Other	10	0	0.00%			

Clearance	Non-Housing Community Development	CDBG: \$	Buildings Demolished	Buildings	16	0	0.00%			
Code Enforcement	Non-Housing Community Development	CDBG: \$	Public service activities other than Low/Moderate Income Housing Benefit	Persons Assisted	510775	408620	80.00%	102155	102155	100.00%
Code Enforcement	Non-Housing Community Development	CDBG: \$	Other	Other	0	0				
Economic Development	Non-Housing Community Development	CDBG: \$	Businesses assisted	Businesses Assisted	17	0	0.00%			
Homebuyer Assistance	Affordable Housing	HOME: \$	Homeowner Housing Added	Household Housing Unit	0	2		0	0	
Homebuyer Assistance	Affordable Housing	HOME: \$	Direct Financial Assistance to Homebuyers	Households Assisted	60	22	36.67%	9	2	22.22%
Homeless Assistance	Homeless	ESG: \$	Tenant-based rental assistance / Rapid Rehousing	Households Assisted	75	66	88.00%	10	13	130.00%
Homeless Assistance	Homeless	ESG: \$	Homeless Person Overnight Shelter	Persons Assisted	37590	34746	92.43%	7518	22204	295.34%
Homeless Assistance	Homeless	ESG: \$	Homelessness Prevention	Persons Assisted	60	152	253.33%	10	28	280.00%

Planning and Administration	Affordable Housing Homeless Non-Homeless Special Needs Non-Housing Community Development	CDBG: \$/ HOME: \$/ ESG: \$	Other	Other	0	0				
Public Facilities	Non-Housing Community Development	CDBG: \$	Public Facility or Infrastructure Activities other than Low/Moderate Income Housing Benefit	Persons Assisted	0	0				
Public Facilities	Non-Housing Community Development	CDBG: \$	Other	Other	21	16	76.19%			
Public Improvements	Non-Housing Community Development	CDBG: \$	Public Facility or Infrastructure Activities other than Low/Moderate Income Housing Benefit	Persons Assisted	0	0		4	6	150.00%
Public Improvements	Non-Housing Community Development	CDBG: \$	Other	Other	17	9	52.94%			

Public Service	Non-Housing Community Development	CDBG: \$	Public service activities other than Low/Moderate Income Housing Benefit	Persons Assisted	511275	408721	79.94%	102155	102155	100.00%
Public Service	Non-Housing Community Development	CDBG: \$	Homeless Person Overnight Shelter	Persons Assisted	0	42		300	42	14.00%
Public Service	Non-Housing Community Development	CDBG: \$	Overnight/Emergency Shelter/Transitional Housing Beds added	Beds	0	0		0	0	
Rehabilitation of Existing Housing	Affordable Housing Non-Homeless Special Needs	CDBG: \$ / HOME: \$	Rental units rehabilitated	Household Housing Unit	13	0	0.00%			
Rehabilitation of Existing Housing	Affordable Housing Non-Homeless Special Needs	CDBG: \$ / HOME: \$	Homeowner Housing Rehabilitated	Household Housing Unit	145	122	84.14%	24	18	75.00%
Rental Assistance	Affordable Housing Non-Homeless Special Needs	HOME: \$	Tenant-based rental assistance / Rapid Rehousing	Households Assisted	505	614	121.58%	100	104	104.00%

**Table 1 - Accomplishments – Program Year & Strategic Plan to Date**

**Assess how the jurisdiction’s use of funds, particularly CDBG, addresses the priorities and specific objectives identified in the plan, giving special attention to the highest priority activities identified.**

During FY 2023-2024, the City of Laredo was able to undertake and successfully complete activities consistent with the priorities identified in the 5 Year Consolidated Plan and One Year Annual Plan.

**Highest Priority:**

**1. REHABILITATION OF HOUSING:** During the report year, Homeowner Housing Rehabilitation Program had 75 applications were processed, of which 18 qualified for assistance, 30 are in progress, and 27 failed to qualify due to exceeding income limits, not meeting owner/occupant requirement, failure to complete application, and/or no longer interested.

The City is aware that the Housing Rehabilitation goal of 22 households was not met. This is due to applicants not being eligible for the program, 27 applications were denied. The City has been successful in implementing its programs currently in place and has taken steps to ensure all established goals are met. Additionally, the City did receive 75 applications during the reporting period and currently has 30 that are under review, 18 qualified for assistance, and 27 applications failed to qualify due to exceeding income limits, not meeting owner/occupant requirement, failure to complete application, and/or no longer interested.

**2. HOMEBUYER ASSISTANCE:** Through the use of \$44,999.00 of 2021 (PI), and 2022 (PI)HOME Program Income funds for the Down Payment Assistance program, the City assisted 2 homeowners. During the fiscal year, the City received (5) applications during the reporting period and currently has 2 under review, and 1 application were denied.

**3. RENTAL ASSISTANCE:** Through the use of Tenant Based Rental Assistance, a total of 104 elderly individuals were assisted, exceeding the goal of 100 for the program year.

**4. HOMELESSNESS ASSISTANCE:** Through the utilization of 2022 ESG program funds a total of 28 persons were served with homeless

prevention activities.

A total of 13 households were assisted with rapid rehousing through the utilization of 2022 ESG program funds.

With regards to homelessness assistance, the City was fortunate to benefit from the combined efforts of numerous non-profit organizations that provided direct and supportive services to families and individuals in need.

Also, through the use of ESG funds the total number of bed-nights available was 78,525 and total number of bed-nights provided was 53,953 during the fiscal year. These numbers are not reflected in the table above due to that 2022 funding was used in 2023.

## **OTHER**

OTHER1. NEW CONSTRUCTION OF HOUSING: Through the use of 2020 and 2021 CHDO funds and the partnership with Habitat for Humanity, the City completed the construction of 1 home and 3 homes are under construction during FY 2023-2024 which were made available to low/mod income households. Additionally, in partnership with NeighborWorks Laredo the City acquired two vacant lots for the construction of 2 single family units to be sold to low/mod income households. In addition, 2023 CHDO funds were awarded for the construction of a total of 2 homes to Neighbor Works Laredo.2. CODE ENFORCEMENT: This program's efforts benefited a total of 102,155 persons living in low- and moderate-income areas in the City of Laredo. During the reported period, 325 verbal warnings were given to property owners, 2,753 written warnings, 20 citations, 417 junked vehicles were tagged. 1,207 high vegetation violations and 1,436 nuisance violations were identified. The use of electronic tablets for all Property Code Enforcement Inspectors has facilitated access to information when Inspectors are on the field and it has assisted in tracking each case including orders, citations, court appointments, etc. to ensure compliance. 3. PUBLIC SERVICE: Graffiti Removal Program - a total of 102,155 persons living in low and moderate income areas in the city of Laredo were benefited. The program resulted in 115 walls cleaned, 40 easements cleaned, 88 sidewalks cleaned, 12 city buildings cleaned, and 15 overpasses cleaned.

## **Completed Projects**

COMPLETED PROJECTS During FY 2023-2024, the City completed six (6) Public Improvements and Public Facilities projects from prior fiscal years including: Arturo Benavides Splash Pad: (FY 2020): A total of \$898,580.00 (CDBG \$273,448.00) was used to design-construction and other amenities as deemed necessary to improve the park for public use. Santa Fe Sidewalk (FY2019) A total of \$51,670.00 was used for the design, testing, and/or construction of walking trails that currently connect with the park, lighting, sidewalks and other amenities as deemed necessary to improve the park for public use. Vietnam Veterans Walking Plaza (FY 2021): A total of \$247,100.00 entailed design, and/or construction of

amenities such as walking trails, sidewalks, benches, trash cans, shade structure and any other amenities as deemed necessary. La Ladrillera Park Imp (FY 2022): A total of \$5,800.00 was used for the design, testing, and/or construction of park improvements amenities as deemed necessary at a public facility located in a low moderate-income area in District 8. District 8 Sidewalks (FY 2022): A total of \$177,752 was used for project engineering, testing, and construction of 14 blocks of sidewalks in various streets within District 8 to provide safe access along streets for residents and improve the public right of way. District 8 sidewalks at Market (FY 2022) A total of \$18,200.35 was used for the design, testing, and/or construction of sidewalk improvements amenities as deemed necessary at a public facility located in a low moderate-income area in District 8.

### **Other Projects**

Other Projects-Acquisition/Acquisition Relocation: The City completed the construction of seven (7) elderly rental housing units and one (1) community room for the Market Elderly Affordable Rental Project. utilizing a total of \$1,267,250.00 of HOME funds. -Acquisition/Acquisition Relocation: The City awarded 2023 CHDO Housing funds to NeighborWorks Laredo for the construction of a total of two (2) homes: Through the use of 2020 and 2021 CHDO funds and the partnership with Habitat for Humanity and NeighborWorks Laredo, the City completed the construction of 2 homes during FY 2023-2024 which were made available to low/mod income households. -Rental Rehabilitation: Southern Hotel Apartments Rehabilitation Project - The Southern project entails the design of the rehabilitation/conversion of an existing City owned vacant historical building for the purpose of providing an additional 22 rental housing units to be available for low moderate income households. The City received HUD approval on January 26, 2023 for the Section 108 loan which will help with the rehabilitation of the Southern Hotel, into mixed income rental housing. The City has now awarded the construction contract and project is estimated to be completed within 12 months. - Direct Financial Assistance to Homebuyers: During FY 2023-2024, the City provided Down Payment Assistance to 2 families from the goal of 9. - Public Facilities: The City has completed three (3) projects and initiated seven (7) other projects which are projected to be completed in 2024-2025. El Eden Restrooms, Maria E. Benavides Restrooms, Los Martinez Walking Trail, Los Martinez Amenities, District 7 Park Facility, Vietnam Veterans Walking Trail Amenities, and Arturo Benavides Splash Pad Amenities. -Public Improvements: The City has completed three (3) project and initiated four (4) other projects which are projected to be completed in 2024-2025. Three Points Village Project, CDBG District 3 Beautification, CDBG Poggenphol Sidewalks, and El Eden Fiber Optic. CDBG District 3 Beautification: A total of \$332,969 was used for this project. The project entails in construction of sidewalks, bike lanes, bus bays, lighting, traffic signals, street signs, landscaping, sewer and water systems, electric poles, utility improvements, and other necessary improvements and infrastructure as deemed necessary. The project continues to be under construction.

### **CARES ACT FUNDING**

CARES ACT FUNDING City of Laredo received a total allocation of \$8,113,408 from the CARES Act fund as follows in order to prevent, prepare for and respond to the COVID-19 pandemic: -Community Development Block Grant Coronavirus -(CDBG-CV1) 1st allocation: \$2,264,939 -Community Development Block Grant Coronavirus (CDBG-CV3) 2nd allocation: \$2,165,528 -Emergency Solutions Grant Coronavirus (ESG-CV1) 1st allocation: \$1,130,386 -Emergency Solutions Grant Coronavirus (ESG-CV2) 2nd allocation: \$2,552,555 Through the use of CDBG-CV1 and CV3 funds, the City funded the following three programs as well as the Administration of these: Mortgage/Rental Assistance Program, Quarantine Motel Voucher Program, Public Health Program, and Public Facility: Rehabilitation of a Homeless Shelter and Public Service: Homeless Service Assistance. As of October 1, 2024, the City has expended a total of \$549,332.74 on the administration of the CARES Act funding programs. The Mortgage/Rental Assistance Program has received 354 applications, of which 108 have been approved - 41 for rental assistance and 67 for mortgage assistance. Additionally, 246 applications were denied due to program ineligibility. A total of \$1,051,821.28 has been allocated to the Mortgage/Rental Assistance Program, with no applications currently under review, as program funding is fully committed. Regarding the Quarantine Motel Voucher Program, a total of \$8,136.19 was spent to assist 21 individuals that benefited from the program and quarantined in a local motel to prevent the spread of COVID-19 to other household members. This program additionally provided daily delivered meals for quarantined individuals in order to prevent exposure to the public. Appliances such as microwaves and mini fridges were purchased in order to heat and preserve these meals. This program is no longer ongoing as demand for this assistance decreased.

## **CARES ACT FUNDING II**

CARES ACT FUNDING IIA Public Health Program was also established using CARES Act funding, with expenditures totaling \$1,249,636.63. The City has contracted with Bethany House of Laredo, a local nonprofit organization focused on homelessness, committing a total of \$1,250,000 for the rehabilitation of a homeless shelter, along with an additional \$300,714 for homeless service assistance. This project involves the acquisition and rehabilitation of a new property by the nonprofit to expand homeless services and increase bed availability. According to the attached CDBG-CV - CV3 PR-26 report, dated October 1, 2024, a total of \$4,348,613.77 from CDBG-CV1 and CV3 CARES Act funds has been allocated for activities aimed at preventing, preparing for, and responding to the COVID-19 pandemic. Please note that these amounts reflect only the funds drawn in HUD's Integrated Disbursement and Information System (IDIS) as of October 1, 2024, and may not include any additional draws submitted after that date. Lastly, the City has spent a total of \$3,682,941 in ESG-CV funds, \$1,130,386 under the ESG-CV1 grant and \$2,552,555 of ESG-CV2 funds for the administration of these grants. Funds are awarded to local nonprofits for the purpose of shelter operations, essential services, street outreach, housing programs and HMIS to benefit the Homeless Community. With these funds, Bethany House was able to expand their facility and successfully open phase one. The resource center brings together various agencies qualified to assist homeless individuals and families with support services and housing. Ultimately, this homeless shelter plans to move forward with phase 2, which will increase its capacity from 28

beds to 56 beds for homeless men.

## CR-10 - Racial and Ethnic composition of families assisted

Describe the families assisted (including the racial and ethnic status of families assisted).

91.520(a)

	CDBG	HOME
White	42	114
Black or African American	0	0
Asian	0	0
American Indian or American Native	0	0
Native Hawaiian or Other Pacific Islander	0	0
<b>Total</b>	<b>42</b>	<b>114</b>
Hispanic	42	111
Not Hispanic	0	3

Describe the clients assisted (including the racial and/or ethnicity of clients assisted with ESG)

	HESG
American Indian, Alaska Native, or Indigenous	34
Asian or Asian American	12
Black, African American, or African	100
Hispanic/Latina/e/o	0
Middle Eastern or North African	0
Native Hawaiian or Pacific Islander	1
White	196
Multiracial	10
Client doesn't know	4
Client prefers not to answer	0
Data not collected	0
<b>Total</b>	<b>357</b>

Table 2 – Table of assistance to racial and ethnic populations by source of funds

### Narrative

This information, is used as a base for compliance with non-discrimination requirements, it is important to mention that the City of Laredo provides equal and fair housing opportunities to all applicants regardless of race and ethnicity. Due that the City's population is 95.5% Hispanic or Latino (of any race), the number of families assisted in the table above are mainly of this race, nonetheless, the City does not

discriminate other races/ethnicities.

In the PR23 CDBG report dated 11/1/2024, page 1 shows a total of 24 Single Unit Residential projects. This includes 3 projects currently in progress and 21 projects listed as completed during the reporting year. However, the actual number of projects completed during the reporting year was 18, with 3 of the completed projects having been reported in last years CAPER. On page 4 there is one additional beneficiary that is listed under Moderate-Income when it should be under Extremely Low-Income. Therefore, the PR-23 should reflect 6 households under Extremely Low, 10 households under Low-income, and 2 under Moderate-income.

Even though a total of 22,311 individuals were assisted with ESG funding, the numbers reported on the table above reflect 357 individuals under racial and ethnic composition due to the limited options available on this report and the extensive options made available on HIMS.

## CR-15 - Resources and Investments 91.520(a)

### Identify the resources made available

Source of Funds	Source	Resources Made Available	Amount Expended During Program Year
CDBG	public - federal	3,308,384	3,917,423
HOME	public - federal	1,385,999	1,630,145
ESG	public - federal	299,176	394,914

**Table 3 - Resources Made Available**

### Narrative

During the report year, CDBG, HOME, and ESG funds were expensed; these expenses were for the benefit of low and moderate income areas and residents of the city of Laredo. Several IDIS reports including the PR 26, PR 05, and PR 91 were used to calculate the expensed funds for each program.

A total of \$3,917,422.73 in CDBG funds were disbursed for the activities listed below:

- Community Development Administration - \$562,935.77
- Public Facilities - \$181,788.34 which included three (3) projects adding amenities to three (3) city parks.
- Public Improvements - \$337,784.51 which included three (3) sidewalk projects.
- Public Service - \$475,155.25 spent on graffiti removal from walls, easements, sidewalks, city buildings and overpasses, and for Homeless Services.
- Housing Activities - \$1,290,450.44 spent on one (1) project which will provide additional affordable rental housing units for our community.
- Housing Rehabilitation - \$552,966.77 for which \$285,746.00 was for housing rehabilitation projects and \$267,220.77 for the administration of the housing rehabilitation programs.
- Code Enforcement - \$516,341.65

HOME funds totaling to \$1,630,144.55 were expensed as follows:

- Administration - \$88,778.03
- Down Payment Assistance - \$44,999.00
- TBRA - \$453,143.98
- CHDO - \$124,703.54
- Elderly Housing - \$758,605.00
- HOME Owner Reconstruction - \$123,115.00
- Lafayette Tiny Homes Project - \$6,800.00

ESG funds totaling to \$394,914.43 were expensed as detailed below. Under the administration section, the funds expensed are a combined total from the 2022 grant (\$496.26) and the 2023 grant

(\$10,407.66). Also, the HMIS expenses are from the 2022 grant (\$6,000.00) and the 2023 grant (\$6,600.00). These amounts are within the 7.5 cap requirement.

- Administration - \$10,903.92
- Homeless Prevention - \$61,602.17
- Emergency Shelter - \$197,095.84
- Rapid Re-housing - \$58,351.34
- HMIS – \$8,600
- Street Outreach - \$58,361.16

Regarding the program income receipted and drawn during FY 2023-2024:

CDBG: A total of \$70.00 of program income and \$59,510.68 of revolving loan funds (used exclusively for the Housing Rehabilitation Revolving Loan program) were receipted for a total of \$59,580.68. Funds drawn in the amount of \$18,468.33 were used as follows:

- \$654.14– Administration of Housing Rehab Revolving Loan Program (2022)
- \$2,914.19– Administration of Housing Rehab Revolving Loan Program (2023)
- \$14,900.00 – Livability Grant – Housing Rehabilitation
- \$70.00 – Community Development Administration (2023)

HOME: A total of \$119,733.57 of program income was receipted during this fiscal year. Funds drawn in the amount of \$225,257.42 were used as follows:

- \$44,999.00 – Down Payment Assistance Program
- \$27,480.00– Inner City Rental Projects
- \$152,778.42 – Tenant Based Rental Assistance 2023

**Identify the geographic distribution and location of investments**

Target Area	Planned Percentage of Allocation	Actual Percentage of Allocation	Narrative Description

**Table 4 – Identify the geographic distribution and location of investments**

**Narrative**

In efforts to identify additional affordable housing opportunities the City completed the construction of seven (7) elderly rental housing units and one (1) community room for the Market Elderly Affordable Rental Project.

The following projects are currently under construction:

- CDBG Program - Southern Hotel Apartments Rehabilitation Project on City owned vacant building
- HOME-ARP – Lafayette St. Homeless/low income Units on City owned vacant land

The basis for allocating resources geographically within the jurisdiction included factors such as substandard housing and community needs. The 2020 Census has shown certain areas of the City to have high concentrations of low-income residents. Census Tracts and block groups with populations of 51% or more of low and moderate income persons but less than 70% include: 1.01 2, 1.06 2 & 3, 1.08 2, 2.00 1, 3, & 4, 6.01 1, 6.02 1, 7.00 2, 9.01 1 & 3, 9.01 4, 9.04 2, 10.01 1, 10.03 1, 11.01 2, 11.05 1 & 2, 12.01 1, 14.01 3, 14.02 1 & 2, 15.01 1, 15.02 2, 16.01 1 & 2, 17.06 3, 17.16 3, 18.06 1, 18.07 1, 2 & 3, 18.08 2 & 3, 18.09 2, 18.10 2, 18.12 2, 18.13 1, 18.14 1, 18.16 1, 19.00 1 & 2.

The following census tracts and block groups represent areas in which 70% or more of the residents are of low and moderate incomes: 1.01 1, 1.05 1 & 2, 1.07 1 & 2, 1.09 1 & 2, 2.00 2, 3.00 1 & 2, 7.00 1, 8.00 1, 2, & 3, 9.03 1, 9.04 1, 10.01 2, 10.04 2, 11.03 1, 12.01 2 & 3, 12.02 2, 13.00 1 & 2, 14.01 1 & 2, 15.01 2, 15.02 1, 17.17 2, 18.08 1, 18.09 1, 18.14 2, 18.17 2, 19.00 3.

In terms of race, Laredo’s population is 81% White, 0.5% Black or African American, 0.2% American Indian and Alaska Native, 0.5% Asian, and 14.8% two or more races. Of the total population, 95.5% are of Hispanic ethnicity, while only 3.6% are white alone, not Hispanic or Latino. Because Laredo’s ethnic population is 95.5% Hispanic, every area of the City is considered an area of minority concentration. (Source: US Census Bureau, 2021 Population estimates). A map provided in the Appendix of the plan shows the low and moderate income areas, and City Council Districts. Some projects took place in only low and moderate income areas, and other took place city wide for the benefit of low and moderate income limited clientele.

## **Leveraging**

**Explain how federal funds leveraged additional resources (private, state and local funds), including a description of how matching requirements were satisfied, as well as how any publicly owned land or property located within the jurisdiction that were used to address the needs identified in the plan.**

### **CDBG:**

The City's Code Enforcement Division and Public Service Project partially funded 1 Graffiti employee, 6 Code Enforcement officers, and partially funded 1 clerk and 1 supervisor. The total CDBG funds used for these activities was \$516,341.65. The City leveraged \$329,670.23 from general fund which funded an additional 4 Code Enforcement officers and partially funded 1 graffiti employee to better serve the community.

CDBG Corpus Christi Beautification project is currently under construction and entails in the design, construction of sidewalks, bike lanes, bus bays, lighting, traffic signals, street signs, landscaping, sewer and water systems, electric poles, utility improvements, and other necessary improvements and infrastructure as deemed necessary located in District 3. The project is funded through CDBG in the amount of \$337,604 and the City leveraged \$3,417,049.58 for this project.

### **ESG**

The sub-recipients provided the necessary in-kind match which was financed with other than federal funds. Casa de Misericordias in-kind match totaled \$54,655.00 for the operation of their battered woman's shelter. During the report year, they utilized 2,144 volunteer hours \$52,648.00 and \$2,007.00 of private donations as in-kind match for the whole amount of funds received. In addition, private sector funds were leveraged for the operation of the shelter.

During the program year, Bethany House spent a total of \$304,438.69 in Essential Services, Operations, Street Outreach, Homelessness Prevention, Rapid Re-Housing, and HMIS. The agency's match amount totaled \$313,166.81 used as follows: \$313,166.81 in costs associated with meal preparation for homeless and at-risk clients for a total of 93,527 meals.

During the reporting year, Holding Institute contributed their match for the facility rental, totaling \$24,063, by utilizing essential services and HMIS for the unsheltered population.

SCAN contributed \$2,175 in matching funds by using their resources for mental health screenings, substance use disorder screenings, office space for outreach staff, basic needs kits, and program brochures. The outreach worker offers street-based services for homeless

individuals and families.

<b>Fiscal Year Summary – HOME Match</b>	
1. Excess match from prior Federal fiscal year	0
2. Match contributed during current Federal fiscal year	0
3. Total match available for current Federal fiscal year (Line 1 plus Line 2)	0
4. Match liability for current Federal fiscal year	0
5. Excess match carried over to next Federal fiscal year (Line 3 minus Line 4)	0

**Table 5 – Fiscal Year Summary - HOME Match Report**

Match Contribution for the Federal Fiscal Year								
Project No. or Other ID	Date of Contribution	Cash (non-Federal sources)	Foregone Taxes, Fees, Charges	Appraised Land/Real Property	Required Infrastructure	Site Preparation, Construction Materials, Donated labor	Bond Financing	Total Match

Table 6 – Match Contribution for the Federal Fiscal Year

**HOME MBE/WBE report**

Program Income – Enter the program amounts for the reporting period				
Balance on hand at begin-ning of reporting period \$	Amount received during reporting period \$	Total amount expended during reporting period \$	Amount expended for TBRA \$	Balance on hand at end of reporting period \$
105,524	119,734	225,257	152,778	1

Table 7 – Program Income

The balance on hand at the end of the reporting period should be \$0.00, but due to rounding, the reflected amount is \$1.00. The calculation is based on last year’s CAPER numbers and the PR-09 report. The beginning balance is obtained from last year’s CAPER, while the amount received during the reporting period is taken from the PR-09 report, considering only the current reporting period. The total amount expended during the reporting period is also sourced from the PR-09 report. The expenditure for TBRA is pulled from the PR-05 report. The balance on hand at the end of the period is then calculated by adding the beginning balance and the amount received, and subtracting the total amount expended during the reporting period.

<b>Minority Business Enterprises and Women Business Enterprises – Indicate the number and dollar value of contracts for HOME projects completed during the reporting period</b>						
	Total	Minority Business Enterprises				White Non-Hispanic
		Alaskan Native or American Indian	Asian or Pacific Islander	Black Non-Hispanic	Hispanic	
<b>Contracts</b>						
Dollar Amount	0	0	0	0	0	0
Number	0	0	0	0	0	0
<b>Sub-Contracts</b>						
Number	0	0	0	0	0	0
Dollar Amount	0	0	0	0	0	0
	Total	Women Business Enterprises	Male			
<b>Contracts</b>						
Dollar Amount	0	0	0			
Number	0	0	0			
<b>Sub-Contracts</b>						
Number	0	0	0			
Dollar Amount	0	0	0			

**Table 8 - Minority Business and Women Business Enterprises**

<b>Minority Owners of Rental Property – Indicate the number of HOME assisted rental property owners and the total amount of HOME funds in these rental properties assisted</b>						
	Total	Minority Property Owners				White Non-Hispanic
		Alaskan Native or American Indian	Asian or Pacific Islander	Black Non-Hispanic	Hispanic	
Number	0	0	0	0	0	0
Dollar Amount	0	0	0	0	0	0

**Table 9 – Minority Owners of Rental Property**

<b>Relocation and Real Property Acquisition</b> – Indicate the number of persons displaced, the cost of relocation payments, the number of parcels acquired, and the cost of acquisition						
Parcels Acquired		0		0		
Businesses Displaced		0		0		
Nonprofit Organizations Displaced		0		0		
Households Temporarily Relocated, not Displaced		0		0		
Households Displaced	Total	Minority Property Enterprises				White Non-Hispanic
		Alaskan Native or American Indian	Asian or Pacific Islander	Black Non-Hispanic	Hispanic	
Number	0	0	0	0	0	0
Cost	0	0	0	0	0	0

**Table 10 – Relocation and Real Property Acquisition**

## CR-20 - Affordable Housing 91.520(b)

Evaluation of the jurisdiction's progress in providing affordable housing, including the number and types of families served, the number of extremely low-income, low-income, moderate-income, and middle-income persons served.

	One-Year Goal	Actual
Number of Homeless households to be provided affordable housing units	10	13
Number of Non-Homeless households to be provided affordable housing units	38	56
Number of Special-Needs households to be provided affordable housing units	100	104
<b>Total</b>	<b>148</b>	<b>173</b>

Table 11 – Number of Households

	One-Year Goal	Actual
Number of households supported through Rental Assistance	120	145
Number of households supported through The Production of New Units	28	8
Number of households supported through Rehab of Existing Units	22	18
Number of households supported through Acquisition of Existing Units	0	2
<b>Total</b>	<b>170</b>	<b>173</b>

Table 12 – Number of Households Supported

**Discuss the difference between goals and outcomes and problems encountered in meeting these goals.**

The City assigned Consolidated Plan priorities by continuing and expanding on already successful programs utilizing Federal, State, and local government funds. Activities in support of the Consolidated Plan were carried out by the City of Laredo and its community partners identified in this report.

Regarding the Down Payment Assistance (DPA) Program, staff assisted a total of 2 homebuyers during the fiscal year. Additionally, the City did receive 5 applications during the reporting period and currently has 2 under review, and 1 application was denied.

The City of Laredo took several approaches to meet the affordable housing needs for low and moderate income households. A good example is the utilization of the City's Housing Rehabilitation Loan Program, which has improved the living conditions of 18 homeowners. This is an extremely viable program, as the City's housing stock would continue to deteriorate without it. The City is aware that the Housing Rehabilitation goal of 22 households was not met. This is due to applicants not being eligible for the program, 27 applications were denied. The City continues to implement its programs and has taken steps to ensure all established goals are met. Additionally, the City did receive 75 applications during the reporting period and currently has 30 that are under review, 18 qualified for assistance, and 27 applications failed to qualify due to exceeding income limits, not meeting owner/occupant requirement, failure to complete application, and/or no longer interested.

Furthermore, the City has completed three (3) projects under the Public Improvements goal and initiated seven (7) other projects which are projected to be completed in 2024-2025. El Eden Restrooms, Maria E. Benavides Restrooms, Los Martinez Walking Trail, Los Martinez Amenities, District 7 Park Facility, Vietnam Veterans Walking Trail Amenities, and Arturo Benavides Splash Pad Amenities.

The City of Laredo continued its efforts of increasing the availability of affordable housing for homebuyers. Regarding the CHDO funds, the City through a partnership with Habitat for Humanity, was able to complete the construction of 1 home and 3 are under construction.

**Discuss how these outcomes will impact future annual action plans.**

The City is confident that continued efforts carried out during the fiscal year 2023-2024 were in compliance with its 2023 One-Year Action Plan and the overall strategy regarding housing and non-housing needs. As a result of opportunities provided and situations specific to each activity, the degree of success in meeting the desired goals and objectives varied. Also, in order to effectively meet the needs of its citizens, the City of Laredo continued to utilize available federal, local, and private funds in a manner consistent with the priorities identified in its 2023 One-Year Action Plan. The City will take the outcomes shown above into consideration when planning the next annual plan and the projected affordable housing goals in order to set an attainable goal.

**Include the number of extremely low-income, low-income, and moderate-income persons served by each activity where information on income by family size is required to determine the eligibility of the activity.**

Number of Households Served	CDBG Actual	HOME Actual
Extremely Low-income	6	100
Low-income	10	11
Moderate-income	2	3

<b>Total</b>	<b>18</b>	<b>114</b>
--------------	-----------	------------

**Table 13 – Number of Households Served**

### **Narrative Information**

In the PR23 CDBG report dated 11/1/2024, page 1 shows a total of 24 Single Unit Residential projects. This includes 3 projects currently in progress and 21 projects listed as completed during the reporting year. However, the actual number of projects completed during the reporting year was 18, with 3 of the completed projects having been reported in last years CAPER. On page 4 there is one additional beneficiary that is listed under Moderate-Income when it should be under Extremely Low-Income. Therefore, the PR-23 should reflect 6 households under Extremely Low, 10 households under Low-income, and 2 under Moderate-income.

All the owner and rental households assisted and mentioned in this section meet the Section 215 definition of affordable housing.

The City assisted no middle income tenants (80%-120% AMI) since all programs are for low-moderate income households. The City continues to explore options to construct and/or rehabilitate affordable rental units to expand availability for all eligible households. The City strives to create more affordable housing units and accessible rents to households and people with disabilities in our programs, due to high rents and limited inventory in our City. Additionally, through the HOME TBRA program the City assists elderly households, which are considered to be the most vulnerable, many of who live on fixed income, are susceptible to pay more than one-half of their income for rent due to high rents, and live inadequate conditions.

## **CR-25 - Homeless and Other Special Needs 91.220(d, e); 91.320(d, e); 91.520(c)**

**Evaluate the jurisdiction's progress in meeting its specific objectives for reducing and ending homelessness through:**

### **Reaching out to homeless persons (especially unsheltered persons) and assessing their individual needs**

The City of Laredo, with the cooperation of many other entities, shares the likeminded goal of addressing the needs of the homeless in our community, as described in the Consolidated Plan. This was accomplished through the provision of emergency shelter and related services for the homeless and those on the verge of becoming homeless. The ultimate goal was to assist homeless individuals and/or families transition into safe, decent, affordable housing and utilize the resources and the support services needed in order to avoid becoming homeless again.

Due to the impact of the COVID-19 pandemic, the City received an additional \$3,682,941 of ESG-CV funds to address the pandemic needs of the homeless population. The city created a rental assistance program to prevent individuals and families from becoming homeless due to their inability to pay their rent and/or utilities. In order to prepare, prevent and respond to the pandemic, the City offered portable shower, restroom and hand washing stations in areas where homeless individuals congregate. Also, military tents were provided to local non-profit agencies in order to continue providing safety measures for the homeless population. The City successfully committed and expensed all of ESG-CV funds by the required deadline established by HUD. Additionally, the City awarded funds to Bethany House of Laredo for a new Homeless Shelter Expansion Project. This expansion will ensure additional overnight beds are made available for our homeless population and create the first 24 hour homeless shelter and resource center. The rehabilitation and construction are currently underway. Phase I of this project was completed on October 2024, and Phase II is set for completion by March 2025.

The City also continued to use CDBG-CV Act funding to assist for the homeless population in an effort to reduce COVID-19 effects and enable compliance and assist the community recover. City employees continued to provide outreach services with the help of non-profit agencies, distributing essential items needed by our unsheltered population.

While services exist to shelter and serve the homeless population, many individuals may not be aware of the availability of services. Because of this, street outreach has continued to be implemented and funded with local, state, and federal funding as well as the private sector. During the reporting year, the City allocated \$20,100.00 to Bethany House of Laredo in funding for street outreach through the Emergency Solutions Grant. The City also funded an outreach coordinator in the amount of \$58,004.49 to assist local homeless nonprofits to provide essential services including those related to employment, health, drug abuse, or educational services to those living on the street. With the combination of ESG funds along with additional sources, Bethany House and the City's outreach coordinator were able to assist 50 individuals. This partnership provides essential services including case management, referrals,

transportation, educational services, employment and job training.

### **Addressing the emergency shelter and transitional housing needs of homeless persons**

The City of Laredo continued to partner with service organizations. Local, federal funds and other resources were utilized throughout the year to assist homeless persons. This year, through the City and its partners, the provision of essential services, emergency shelters, and the operation of transitional housing units was possible. The City continued to support Emergency Shelters available in the community, and took action to address emergency shelter and transitional housing needs of homeless individuals and families.

The City continues to work on its goal of ending veteran homelessness. The City has participated in many initiatives and is committed to continue helping to end veteran's homelessness. A "By Name Homeless Veteran" meeting has also continued to meet monthly to discuss individual homeless veteran's situations to facilitate housing first while coordinating outreach and other needed supportive services to house homeless veterans by reducing housing barriers. The City continues to use strategies to address homelessness is by providing a priority to veterans, as per City ordinance wishing to rent at any of the Laredo Municipal Housing units; these veterans receive first preference to vacancies. During the reporting period, the City received a housing referral and quickly house a homeless veteran.

As previously reported, the City of Laredo is part of the "Laredo Homeless Coalition"; this coalition meets in person on a quarterly basis to share ideas and resources available in the community to assist homeless individuals in need. The City continues to participate in the "Coordinated Entry" meetings that have now transitioned to in person, where local non-profit agencies share available resources within the community to assist homeless clients. Both boards consist of members from different non-profit agencies and a public housing entity in the community such as Bethany House, Holding Institute, Endeavors, The Salvation Army, Border Region Behavioral Health Center, Casa de Misericordia, SCAN, Laredo Housing Authority, Pillar and City of Laredo Health Department.

The City is participating in the coordinated entry process as per HUD requirements. The Coordinated Entry Policies and Procedures were submitted to the Texas Homeless Network (THN) for review and were approved. The City looks forward to continue utilizing this method to better assist the homeless population in a faster and more efficient way to reduce the amount of time an individual struggles with homelessness.

**Helping low-income individuals and families avoid becoming homeless, especially extremely low-income individuals and families and those who are: likely to become homeless after being discharged from publicly funded institutions and systems of care (such as health care facilities, mental health facilities, foster care and other youth facilities, and corrections programs and institutions); and, receiving assistance from public or private agencies that address housing, health, social services, employment, education, or youth needs**

The City of Laredo continues to make efforts to utilize local, federal and private sector funding to provide rapid rehousing services to assist homeless and special needs populations. One of the City of Laredo's main goal is to minimize the time a family remains homeless.

The Laredo Housing Authority provided Section 8 vouchers and public housing assistance to individuals and families in need. These types of assistance make a difference in the life of the homeless and provide the stability of having a home and beginning the journey out of poverty.

In addition, the City made available Emergency Solutions Grant funds under the Homelessness Prevention and Rapid Re-Housing program components. These components are designed to prevent an individual or family from moving into an emergency shelter or living in a public or private place not meant for human habitation; or to move homeless people quickly to permanent housing through housing relocation and stabilization services and short- and/or medium-term rental assistance. Bethany House administered both of these components during the Fiscal Year 2023-2024. They assist individuals and families who are of extremely low-income and also those who are likely to become homeless after being discharged from publicly funded institutions and systems of care, and assist individuals and families to receive assistance from public or private agencies that address housing, health, social services, employment or education.

The City of Laredo continues to coordinate with other nonprofits to assist low-income persons being discharged from publicly funded institutions or systems of care. Through this the City, partner agencies and providers refer eligible individuals that are exiting an institution and/or are at risk individuals of homelessness to sub-recipients providing Homeless Prevention Services. All participating providers and agencies are advised that Homelessness Prevention funds are available for the services mentioned above.

The City awarded funds to Bethany House to expand their shelter capacity and provide additional homeless services. The resource center brings together various agencies qualified to assist homeless individuals and families with support services and housing. Ultimately, phase 2 of this homeless shelter expansion will increase its capacity from 28 beds to 56 beds for homeless men. The rehabilitation and construction are currently underway of phase 2. Phase 1 of this project was completed on October 2024, and Phase 2 is set for completion by March 2025.

**Helping homeless persons (especially chronically homeless individuals and families, families with children, veterans and their families, and unaccompanied youth) make the transition to permanent housing and independent living, including shortening the period of time that individuals and families experience homelessness, facilitating access for homeless individuals and families to affordable housing units, and preventing individuals and families who were recently homeless from becoming homeless again**

Strategies in place to help individuals and families avoid homelessness:

(A) The City continues to offer Homelessness Prevention and Rapid Re-housing assistance through the Emergency Solutions Grant and other available funds sources.

(B) The South Texas Workforce Solutions continues to offer workforce assistance efforts.

(C) The City continues to offer education to individuals regarding community resources through the 311 Program.

(D) The City continues to actively participate with other local agencies, such as the Laredo Housing Authority, to provide supportive services to homeless and special needs populations.

(E) The City of Laredo together with the Laredo Homeless Coalition and other local homeless service providers continue to work together to develop a plan for system-wide, coordinated entry strategies that offer effective service delivery to homeless individuals and families focusing on housing first. This system helps to provide quick access to the health and social service needs of homeless persons and match them with the most appropriate support and housing interventions that are available.

(F) The City through its Outreach Worker continues to concentrate in reaching out to homeless individuals/families on the streets who have been identified and placed on a master list. This is to ensure the success of the coordinated entry process and help persons in need to navigate the services available in the community.

(G) The City continues to identify potential projects in our community that will assist with transitioning homeless individuals to permanent independent living.

(H) The priority given to veterans wishing to rent at any of the Laredo Municipal Housing units is another effort in addressing homelessness; these veterans receive first preference to vacancies. During the reporting period, the City was able to house a homeless veteran, he still continues to be housed under the Laredo Municipal Housing.

(J) The City awarded a local nonprofit CDBG-CV, ESG-CV, Local Fiscal Recovery Funds (SLFRF) and General Fund to expand homeless shelter capacity.

## **CR-30 - Public Housing 91.220(h); 91.320(j)**

### **Actions taken to address the needs of public housing**

The Annual PHA Plan submitted by the Laredo Housing Authority (LHA), continues to identify the housing needs of families including those with disabilities, elderly, veterans, homeless, and households of various race and ethnic groups. Based on the responses received, the PHA was able to determine that there is still a strong demand for an increase in accessible units or features. The City of Laredo has continued to support the Laredo Housing Authority's efforts by providing technical support for various projects, including the annual review of Environmental Assessments for the LHA Capital Fund Program and most recently with the acquisition of an apartment complex that was renovated to create Transitional Housing with on-site social services in our community. The City of Laredo along with other local housing non-profits, continue to work together with the LHA to develop and determine housing priorities under the LHA plan. The city has also been supportive of Low-Income Housing Tax Credit (LIHTC) projects being undertaken by the LHA which have provided additional affordable rental units for the community.

### **Actions taken to encourage public housing residents to become more involved in management and participate in homeownership**

LHA works continuously to identify employment opportunities that provide sustainable wages for residents through training, education, and community resource support. The purpose of all LHA program goals is to obtain economic self-sufficiency and readiness for homeownership.

The Family Self-Sufficiency program is designed to improve the earnings and level of employment for residents of the Public Housing and Housing Choice Voucher program. To develop many of the employment skills needed, LHA trains and employs residents in various part-time positions, from administration to management and/or maintenance. During their training and employment with LHA, the residents learn the skills and responsibilities needed to sustain employment for homeownership. These residents are involved in the operation of the Resource Center/BiblioTech, incorporating community activities, and resources for school supplies, uniforms, and gifts for the youth at the properties.

LHA continues to partner with Texas Workforce Solutions to identify jobs, training, and educational assistance. Residents participate in financial literacy workshops, in the Volunteer Income Tax Assistance (VITA), and in Health Fairs, Job Fairs, and Summer Youth Employment, and at each property the Resource Center/BiblioTech has established computer labs for their use.

Homeownership is a complex and challenging phase towards achieving maximum sustainability. LHA assists its residents through various activities conducted including financial literacy, budget workshops, and incentive programs to prepare them for homeownership. LHA refers its interested residents to the City of Laredo Down Payment Assistance Program and NeighborWorks Laredo. Through these

partnerships, residents are educated on topics including budgeting, obtaining a mortgage loan, credit counseling, and how to preserve their homes once acquired.

**Actions taken to provide assistance to troubled PHAs**

The LHA is not designated as “troubled” by HUD.

## **CR-35 - Other Actions 91.220(j)-(k); 91.320(i)-(j)**

**Actions taken to remove or ameliorate the negative effects of public policies that serve as barriers to affordable housing such as land use controls, tax policies affecting land, zoning ordinances, building codes, fees and charges, growth limitations, and policies affecting the return on residential investment. 91.220 (j); 91.320 (i)**

During the FY 2023-2024, some of the barriers that are still identified in the City of Laredo have been the high land development cost. The City and/or other organizations continue to undertake efforts to promote affordable housing which include, but are not limited to:

- Funding of the housing rehabilitation program, the community's housing stock continues to improve and therefore the availability of affordable housing.
- Reduction of lead-based paint hazards by providing testing and remediation for households eligible for participating in the rehabilitation program.
- Making available down payment assistance loans to facilitate homeownership by individuals and families of low income.
- Continuing to partner with CHDO's and other non-profits in the development of affordable housing to better leverage available funds.
- Implementation of Neighborhood Empowerment Zones in Council Districts I, II, III, IV and VIII which allow for tax abatement opportunities and other incentives, including waiver of building fees.
- Making available tenant-based rental assistance for the elderly.
- Keeping informed of innovative methods of construction, which help keep the cost of construction low.

In addition, the City of Laredo's land development code continues to meet to revise codes and Community Development continues to be part of the review committee.

The City of Laredo is committed to continue collaborating with housing organizations and developers to explore strategies to address housing barriers as they may be identified. The City has continued to pursue partnerships, locate additional funding sources, and strategize on new ways to promote the development of affordable housing through private and public partnerships.

Additionally, the City awarded 2023 CHDO funds to NeighborWorks Laredo for the construction of a total of two (2) homes.

## **Actions taken to address obstacles to meeting underserved needs. 91.220(k); 91.320(j)**

The City of Laredo, like many other communities, has determined that the need for affordable housing is of major importance. As a result, the City continues to make every effort possible during the report year to increase the availability of affordable housing for persons of very low, low, and low and moderate

income by effectively utilizing available resources and entering into partnerships with the private sector. Ongoing Efforts included safeguarding Laredo's existing housing stock as well as the new construction of affordable housing. The City of Laredo continues to work closely with individuals and private contractors to develop residential areas in compliance with the City's zoning and building ordinances.

The City of Laredo continues to maintain and create affordable housing opportunities in our community in partnership with the Laredo Housing Authority, Neighbor Works Laredo, Habitat for Humanity of Laredo, Inc., local financial institutions, and the Texas Department of Housing and Community Affairs.

Additionally, the City continues to work with the architect and contractor for the project entailing the rehabilitation of a city owned vacant historical building located downtown to provide approximately 22 rental housing units to low-to-moderate income individuals/families. The City received HUD approval on January 26, 2023 for the Section 108 loan which will help with the conversion of the Southern Hotel, into mixed income rental housing. The City has now awarded the construction contract and project is estimated to be completed within 12 months.

Southern Hotel Apartments Rehabilitation Project - The Southern project entails the design of the rehabilitation/conversion of an existing City owned vacant historical building for the purpose of providing an additional 22 rental housing units to be available for low moderate income households.

### **Actions taken to reduce lead-based paint hazards. 91.220(k); 91.320(j)**

The City of Laredo continues implementing the Housing Rehabilitation Program, by which the City's older housing stock was upgraded and brought to standard condition and which was funded through the CDBG Program and Revolving Loan funds. As a requirement under this program, the City of Laredo continues to implement various activities to address lead-based paint hazards. An important initiative in reducing lead-based paint hazards was to continue to educate families applying for Housing Rehabilitation Programs regarding lead-based paint hazards through the distribution of literature and on-site home inspections. The City of Laredo continued to inform Housing Rehab Program applicants of required compliance with HUD's Lead Based Paint regulations and lead-safe practices.

The City currently has two Housing Rehabilitation Inspectors from the City's Community Development Department are certified by the State of Texas as a Lead Risk Assessor to perform testing of homes subject to be assisted through the Housing Rehabilitation Program. The City of Laredo's Health Department also has a Lead Risk Assessor who conducts inspections for lead.

For the HOME Down Payment Assistance program, if homebuyers are purchasing existing homes built prior to 1978, the City requires that the lead-based paint testing be the responsibility of the seller.

For the 48th AY, Fiscal Year 2023-2024, under the Housing Rehabilitation program, a total of ten (10) homes were tested for lead based paint. Of those tested, four (4) homes tested positive for lead-based

paint. Corrective measures were taken as necessary to comply with regulations. The tests were conducted using a portable X-Ray Fluorescence (XRF) paint analyzer.

### **Actions taken to reduce the number of poverty-level families. 91.220(k); 91.320(j)**

In an effort to reduce the incidence of poverty, the City of Laredo implemented the following efforts during Fiscal Year 2023-2024:

- The City continued to support efforts of the Laredo Development Foundation, the local Economic Development Organization and other third party service agencies.
- The City's Economic Development Department continued to assist in bringing new investors to our community which can result in the creation of new jobs that can assist families experiencing poverty and incorporate job training programs with our local colleges and provide small business loans/grants program.
- The City's Grants Administrator continued to work with the intent of applying for grants that will benefit the community.
- The City continued to Encourage commercial and industrial development by making available tax abatement to qualifying businesses in return for the creation of jobs.
- The City continued to implement infrastructure projects and other public improvements that serve to attract and maintain the industry.
- The City continued to support a minority outreach program and utilized minority small business contractors, as deemed possible, in the award of all infrastructure, housing construction, and rehabilitation contracts.
- The City implements a Section 3 preference for CDBG, HOME and ESG grants for qualified contractors, subcontractors and professional services.
- The City of Laredo's Building Department reported a total of 1,470 building permits (residential) issued over FY 2023-2024 with total of \$706,564.31 in permit fees collected. This further helped to increase the number of construction jobs available.
- The Sames Auto Arena continued to operate and generate revenues for the community through the various events which have continued to attract tourism, helped to increase the hotel/motel occupancy rate and available selection, and has acted as a catalyst for retail/commercial development in the area surrounding the facility.

The City of Laredo further recognized the importance of adequately educating and training Laredo's labor force. Texas A&M International University, Laredo College, Laredo and United Independent School

Districts, South Texas Workforce Solutions, and other private and public institutions and agencies continue to provide academic and vocational trainings.

Within the city, several organizations have made a substantial impact on the economic growth of our community:

-The Laredo Development Foundation (LDF): Their prime focus continues to be industrial attraction, workforce development, assistance to small business start-ups, as well as expansion and retention of existing industry.

-The Texas A&M International University Small Business Development Center: Continues to offer counseling, technical assistance, training seminars and workshops, advocacy, research and resource information sharing.

-Azteca Economic Development and Preservation Corporation (AEDPC): Continues to help low-income individuals and families by creating low-income housing, developing job opportunities, and bringing capital to new businesses created by low-income individual and families.

-Neighborworks Laredo: Continues to empower individuals and families by using all available resources to develop affordable housing opportunities, and to promote and preserve homeownership pride which will in turn enhance neighborhood character and strengthen communities.

-Habitat for Humanity of Laredo: Habitat continues to work together with families, volunteers and partners, so that more people are able to live in affordable and safe homes. Their advocacy efforts focus on policy reform to remove systemic barriers preventing low-income and historically underserved families from accessing adequate, affordable shelter.

### **Actions taken to develop institutional structure. 91.220(k); 91.320(j)**

In an effort to meet the need for affordable housing, the City continued to work closely with private and public organizations and agencies in the identification of needs, and resources to address those needs. The ability of the City and other organizations to promote affordable housing was greatly impacted by the working relationship with local financial institutions and the institutions support of housing initiatives. Those agencies identified in the City's 2020-2024 Five Year Plan continued to play an important role in carrying out the objectives identified in the 2023 plan during Fiscal Year 2023-2024.

The efforts made by each organization were important to the success of the plan as a whole. Those agencies included: Border Region MHMR Behavioral Center, Bethany House, Inc., Casa de Misericordia, Endeavors, Habitat for Humanity of Laredo, Inc., Laredo Housing Authority, NeighborWorks-Laredo, Inc., Serving Children and Adolescents in Need, Inc., and The Salvation Army.

Inter-agency and Governmental Cooperation: In order to successfully address the housing needs of the

community, the City of Laredo maintained positive working relationships with other public and private agencies and institutions. In addition, the City of Laredo continued to maintain an open-door policy to encourage and strengthen the lines of communication between the various entities. Ensuring that local and national objectives are being met, involve not only effective monitoring practices, but also, collaboration with community partners. The City collaborated with a complex and diverse network of partners for the HOME, and ESG programs. Those partners, several of which carried out the activities in this Performance Report, included: Non-profit organizations, Housing Developers, Social Service Providers, and Private financial institutions.

**Actions taken to enhance coordination between public and private housing and social service agencies. 91.220(k); 91.320(j)**

In order to enhance coordination between public and private housing, health, and social service agencies, the City continues to make efforts to meet with agencies throughout the funding period. The City of Laredo made and received referrals from various agencies.

One program that was extensively utilized for referrals was 2-1-1 Texas. Through United Way of Laredo, local agencies have been made part of 2-1-1 Texas, a program of the Texas Health and Human Services Commission. Through this program, community members in need and agencies can connect with the local services and agencies. They provided a well-organized and easy to find directory of information from over 50,000 state and local health and human services programs. Referrals were made in the areas of housing and shelter, food assistance, financial and legal, employment help, health services, mental health services, crisis and emergency, child care and education, aging and disability, and veterans assistance. Additionally, through the City's Emergency Management Center (EOC) they continue to meet on a monthly basis with social service providers to better coordinate any potential gaps in our community.

**Identify actions taken to overcome the effects of any impediments identified in the jurisdictions analysis of impediments to fair housing choice. 91.520(a)**

The City of Laredo continued to further Fair Housing opportunities during Fiscal Year 2023-2024. All programs that were carried out were in compliance with Title VIII of the Civil Rights Act of 1968, and assistance was provided without regard to race, color, religion, sex, national origin, family status, and disability, sexual orientation, gender identity, or marital status.

All advertisements promoting housing opportunities and programs for the Department of Community Developments Housing Rehabilitation and HOME Programs were published in the local newspaper in both English and Spanish, and included the Fair Housing Logo. Flyers informing the public of the rehabilitation programs were distributed at different meetings/events in both in English and Spanish. Furthermore, program posters and the HUD Fair Housing Logo were displayed throughout the offices of the Department of Community Development.

The City did not receive any fair housing related complaints which hinder fair housing choice during the report period. Laredo-Webb Neighborworks, a HUD certified Housing Counseling Agency that provides fair housing services, stated that they did not receive any fair housing claims during the reporting period.

Housing choices for individuals who are physically impaired are continually made available through social service programs and private sector projects. The City's regulations, administrative policies, procedures and practices are in place to discourage impediments to fair housing choice. The Citizen Participation Plan states that the Plan will be provided in a format that is accessible to persons with disabilities upon request.

In 2018, the City finalized its Analysis of Impediment (AI) to Fair Housing Choice in order to update the City's 1996 Assessment of Fair Housing (AFH). The new AI was a joint effort prepared for the City of Laredo and the Laredo Housing Authority. The 2018 Analysis of Impediments for the City of Laredo revealed several impediments to fair housing choice. The suggested actions to address the key issues identified were designed to offer greater housing choice to the protected classes frequently experiencing discrimination in the housing market throughout the City of Laredo. The impediments identified included: Lack of available housing units, Lack of fair housing education, Economic issues that affect housing choice, and Racially/Ethnically concentrated areas and impact on opportunity.

In order to address these impediments, as suggested in the AI, the City continues increasing availability of affordable and habitable housing through the use of CDBG and HOME funds, setting aside funds to support housing development, rehabilitating existing housing units, working with community partners to provide education for individuals and agencies to learn the important aspects of housing education to increase opportunity for success, increasing the livable wage, supporting businesses with building improvements that result in the creation of new job opportunities, and sustaining and enhancing a commitment to invest in high poverty areas to increase community revitalization in low-income areas.

## **CR-40 - Monitoring 91.220 and 91.230**

**Describe the standards and procedures used to monitor activities carried out in furtherance of the plan and used to ensure long-term compliance with requirements of the programs involved, including minority business outreach and the comprehensive planning requirements**

As a recipient of CDBG funds, the City of Laredo continued to use its established CDBG, HOME, and ESG monitoring practices in order to plan and carry out projects in accordance with all federal rules and regulations. Self-monitorings are conducted on an annual basis during the review of expenses reflected on draws, prior to a project closeout, and prior to the submission of bi-annual reports to HUD. The objective of self-monitoring is to determine if all CDBG projects were being carried out in a timely manner, that Labor Standards were met and compliance documentation obtained, that files and organized documentation to support all actions were kept, that all charges to the program or projects were eligible under applicable regulations, that all actions met national objective compliance, that projects were conducted in a manner which minimized the opportunity for fraud, waste, and mismanagement, that the City followed public participation and complaint procedures, that environmental compliance was followed, and that civil-rights and benefits to minority persons were provided. Additionally, projects were monitored to ensure Section 3 reporting documentation is kept on file to meet minority business outreach requirements.

The City continues to conduct internal monitoring either by the City's Internal Auditor and/or by an independent auditing firm, to ensure that programs were being administered correctly. As the lead agency for the submission of the Consolidated Plan, the City was also charged with the responsibility of ensuring that all applications submitted by the City and other public agencies and nonprofit organizations requesting HUD funding, were in compliance with the Consolidated Plan submitted and approved for this jurisdiction.

The City continues to conduct annual on-site monitoring reviews of the Emergency Solutions Grant (ESG) funds to ensure compliance with ESG regulations including administrative requirements, areas of review included grant match documentation, allowable costs, conflict of interest policies, procurement procedures, audit requirements, property inventory and disposition records of assets acquired with grant funds, programmatic review included client eligibility, and timely expenditure of funds.

On an annual basis, sub-recipients of HOME Investment Partnerships Program (HOME) funds are monitored to determine services are delivered in accordance with requirements. Areas monitored in the HOME Program include record keeping, participant and property eligibility, property standards, eligible costs, loan processing and servicing, resale/recapture options, and written agreements. During the fiscal year, HOME staff continued communication with the Subrecipients and CHDOs in order to share

updated HOME program rents and HOME income limits to ensure program compliance through the affordability period of these projects. The City also conducted desk reviews of the sub-recipients annual audit reports as part of CHDO recertification. Inspections of units provided tenant based rental assistance are conducted, as required.

### **Citizen Participation Plan 91.105(d); 91.115(d)**

#### **Describe the efforts to provide citizens with reasonable notice and an opportunity to comment on performance reports.**

In compliance with the requirement that a jurisdiction make available its performance report to the public for review and comment, on December 2, 2024, a notice was published in the Laredo Morning Times, the local newspaper of greatest circulation, informing the public that the 2023 Consolidated Annual Performance and Evaluation Report had been prepared and reflected the activities implemented and the funds expended during the period of October 1, 2023 through September 30, 2024. The ad was printed in both English and Spanish, and identified the locations where the performance report could be viewed, to whom comments could be addressed, and noted the dates of the comment period. In addition, these sites are accessible to people with disabilities and city staff is available to assist as necessary.

The City of Laredos performance report was made available for public review at the offices of Community Development located at 1301 Farragut, Transit Center, 3rd Floor, during working hours, Monday through Friday, 8:00am to 5:00pm. A copy of the 2023-2024 CAPER was also posted on the Citys website at <https://www.cityoflaredo.com/CommDev/index.html>. The comment period began on December 2, 2024 and will end on December 16, 2024.

The City held several public hearings during the reporting period: On April 2, 2024, a public hearing was held to provide citizens an opportunity to comment on their housing and community needs and the projects they wished to see funded to possibly be incorporated into the Citys 2024-2025 One Year Action Plan. On June 10, 2024, a public hearing was held to allow interested persons to comment on the 2024-2025 One Year Action plan which identified the projects proposed to be funded by HUD.

**CR-45 - CDBG 91.520(c)**

**Specify the nature of, and reasons for, any changes in the jurisdiction’s program objectives and indications of how the jurisdiction would change its programs as a result of its experiences.**

The City of Laredo adhered closely to program objectives set forth in the 2023 One-Year Action Plan.

The City received HUD approval on January 26, 2023 for the Section 108 loan which will help with the rehabilitation of the Southern Hotel, a city-owned building located in downtown Laredo, into mixed income rental housing. The project is currently under construction and is estimated to be completed in 12 months.

**Does this Jurisdiction have any open Brownfields Economic Development Initiative (BEDI) grants?**

No

**[BEDI grantees] Describe accomplishments and program outcomes during the last year.**

## **CR-50 - HOME 24 CFR 91.520(d)**

### **Include the results of on-site inspections of affordable rental housing assisted under the program to determine compliance with housing codes and other applicable regulations**

Please list those projects that should have been inspected on-site this program year based upon the schedule in 24 CFR §92.504(d). Indicate which of these were inspected and a summary of issues that were detected during the inspection. For those that were not inspected, please indicate the reason and how you will remedy the situation.

During Fiscal Year 2023-2024:

- Martha Narvaez City Hall Apartments 820 Convent Units: 101, 102, 103, 104
- Fernando A. Salinas Elderly Rental Housing 1803 and 1806 Juarez Ave. Units: A, B, C and A, B, C, D
- Downtown Elderly Duplexes 1901 Farragut St. Units: A, B, C, D
- Market St Elderly Housing 810 Sanders Units: 1, 2, 3, 4, 5, 6, 7
- San Enrique Units: A, B, C, and D
- Bethany House of Laredo 817 Hidalgo St. Units: 209, 210, 211, 213, 303, 304, 305, 306, 307
- La Terraza at Lomas del Sur 3201 S. Ejido Ave. Units: 2103, 2307, 3203, 4102, 4103, 5206, 7103, 7108, 8203
- NeighborWorks of Laredo 5103 Sabinal, 2401 Severita Lane, 2403 Severita Lane, 2404 Maida Lane, 2406 Severita Lane, 2410 Maida Lane
- La Azteca 602 Lincoln Units: 101, 102 Cortez Units: 101, 102, 103, 104

All rental units were inspected and minor deficiencies were noted such as, smoke detectors missing or inoperable, ground fault circuit interrupter outlets not working properly, light globes missing, and window screens damaged. Additionally, shower spouts and shower heads not functioning correctly, and rust issues present on the bathroom door frame and suction plates for the toilets. Other issues include a clogged lavatory sink, damaged VCT tiles in the laundry room and on the stairs, and an extractor fan in the bathrooms that is non-functional, potentially leading to moisture problems. The agencies were notified and required to address the issues noted above accordingly. The City of Laredo has re-inspected the units and is working diligently with the agencies to ensure that the pending items are promptly addressed and will continue to monitor the process until the deficiencies are completed.

### **Provide an assessment of the jurisdiction's affirmative marketing actions for HOME units. 24 CFR 91.520(e) and 24 CFR 92.351(a)**

In accordance with regulations of the HOME Investments Partnership Program, 24 CFR, Section 92.351, and in furtherance of the City of Laredo's commitment to non-discrimination and equal opportunity in housing, the City of Laredo adhered to the established procedures to affirmatively market units rehabilitated or constructed under the HOME Investment Partnerships Program. These procedures were

intended to further the objectives of Title VIII of the Civil Rights Act of 1968, Fair Housing Act, Executive Order 11063, and HUD regulations issued pursuant thereto.

Pursuant to the implementation of a Housing Activity under the HOME program, the City of Laredo:

1. Informs the public, owners, and potential tenants about its Affirmative Marketing Policy and Federal Fair Housing Laws by publishing program descriptions in the local paper of widest circulation and provides notice of the program through the electronic media, both, in English and Spanish. The City also includes the Equal Housing Opportunity Logo as appropriate in press releases and solicitations.
2. Maintains an Affirmative Marketing Agreement with the owner(s) of HOME assisted projects, delineating the responsibility of the owner to: Advertise vacancies via community contacts, display the Fair Housing Poster, and commercial media in the event that 5 or more units become vacant; ensure press releases include the HUD-Equal Housing Opportunity Logo; advise the City's DCD and the Laredo Housing Authority (if applicable) of any vacancies that become available and advertise in both English and Spanish and held public meetings in Spanish upon request.
3. Annually assesses the success of its affirmative marketing actions by reviewing the vacancies of all HOME assisted projects.

The agencies that have received HOME funds that are still within the affordability period are La Azteca, La Terraza, Bethany House of Laredo, Habitat for Humanity of Laredo, and NeighborWorks Laredo. Specifically, NeighborWorks Laredo displays Fair Housing posters in their office and information about the Fair Housing Act and Discrimination can be found in their website. This agency also provides meetings for people interested in learning about homeownership opportunities. The tools they use for advertisement of the HOME assisted units are their website, social media, a banner, and the newspaper. Habitat for Humanity of Laredo uses their website and social media for advertisement which includes the HUD Equal Housing Opportunity logo. La Azteca uses posters to market available units and displays the Equal Housing Opportunity logo on their application. La Terraza mainly focuses on marketing HOME assisted units through social media and includes the HUD Equal Housing Opportunity logo on their tenant contracts.

**Refer to IDIS reports to describe the amount and use of program income for projects, including the number of projects and owner and tenant characteristics**

The PR09 IDIS Report identifies that HOME Program Income (PI) was receipted in the amount of \$119,733.57 and \$225,257.42 of HOME PI funds were drawn during FY 2023-2024. A total of \$44,999.00 was used to assist two (2) families in becoming homeowners through the Down Payment Assistance Program (DPA). The characteristics of these families are as follows:

1. Median Income 60-80%, Hispanic/Latino, white, 4 persons in household, two parents.

2. Median Income 60-80%, Hispanic/Latino, white, 6 persons in household, two parents.

The City was able to conduct a total of 104 recertification that resulted in 104 assisted tenants. The following are the characteristics of the 104 tenants assisted through the TBRA Program for which a total of \$152,778.42 of Program Income was expensed and a total of \$453,144.00 was expensed for the program:

81 tenants with an income of 0-30%, Hispanic/Latino, white, 1 person in household, elderly.

3 tenant with an income of 0-30%, Non-Hispanic/Latino, white, 1 person in household, elderly.

12 tenants with an income of 0-30%, Hispanic/Latino, white, 2 persons in household, elderly.

6 tenants with an income of 30-50%, Hispanic/Latino, white, 1 person in household, elderly.

2 tenants with an income of 30-50%, Hispanic/Latino, white, 2 persons in household, elderly.

**Describe other actions taken to foster and maintain affordable housing. 24 CFR 91.220(k) (STATES ONLY: Including the coordination of LIHTC with the development of affordable housing). 24 CFR 91.320(j)**

The City of Laredo, like many other communities, has determined that the need for affordable housing is of major importance. As a result, the City made every effort possible during the report year to increase the availability of affordable housing for persons of very low, low, and low and moderate income by effectively utilizing available resources to construct additional affordable units and discussing future affordable unit projects as well as safeguarding Laredos existing housing stock. The City of Laredo worked closely with individuals and private contractors to develop residential areas in compliance with the Citys zoning and building ordinances.

The City of Laredo maintained and created affordable housing opportunities in our community in partnership with the Neighbor Works Laredo, Habitat for Humanity of Laredo, Inc.

Other actions taken to foster and maintain affordable housing was the development of affordable housing as supported by applications of Low Income Housing Tax Credit (LIHTC) Programs from private developers and Community Housing Development Organizations, which remain critical. These organizations offer key elements for obtaining self-sufficiency workforce training and educational opportunities for those in housing programs.

Additionally, the City continues to work with the architect and contractor for the project entailing the rehabilitation of a city owned vacant historical building located downtown to provide approximately 22 rental housing units to low-to-moderate income individuals/families. The City received HUD approval on January 26, 2023 for the Section 108 loan which will help with the rehabilitation of the Southern Hotel,

into mixed income rental housing. The City has now awarded the construction contract and project is estimated to be completed within 12 months.

## CR-58 – Section 3

Identify the number of individuals assisted and the types of assistance provided

<b>Total Labor Hours</b>	<b>CDBG</b>	<b>HOME</b>	<b>ESG</b>	<b>HOPWA</b>	<b>HTF</b>
Total Number of Activities	1	1	0	0	0
Total Labor Hours	0	6,250			
Total Section 3 Worker Hours	0	5,770			
Total Targeted Section 3 Worker Hours	0	480			

**Table 14 – Total Labor Hours**

<b>Qualitative Efforts - Number of Activities by Program</b>	<b>CDBG</b>	<b>HOME</b>	<b>ESG</b>	<b>HOPWA</b>	<b>HTF</b>
Outreach efforts to generate job applicants who are Public Housing Targeted Workers		1			
Outreach efforts to generate job applicants who are Other Funding Targeted Workers.					
Direct, on-the job training (including apprenticeships).		1			
Indirect training such as arranging for, contracting for, or paying tuition for, off-site training.					
Technical assistance to help Section 3 workers compete for jobs (e.g., resume assistance, coaching).		1			
Outreach efforts to identify and secure bids from Section 3 business concerns.		1			
Technical assistance to help Section 3 business concerns understand and bid on contracts.		1			
Division of contracts into smaller jobs to facilitate participation by Section 3 business concerns.		1			
Provided or connected residents with assistance in seeking employment including: drafting resumes, preparing for interviews, finding job opportunities, connecting residents to job placement services.		1			
Held one or more job fairs.					
Provided or connected residents with supportive services that can provide direct services or referrals.					
Provided or connected residents with supportive services that provide one or more of the following: work readiness health screenings, interview clothing, uniforms, test fees, transportation.					
Assisted residents with finding child care.					
Assisted residents to apply for, or attend community college or a four year educational institution.					
Assisted residents to apply for, or attend vocational/technical training.					
Assisted residents to obtain financial literacy training and/or coaching.					
Bonding assistance, guaranties, or other efforts to support viable bids from Section 3 business concerns.		1			
Provided or connected residents with training on computer use or online technologies.					
Promoting the use of a business registry designed to create opportunities for disadvantaged and small businesses.		1			
Outreach, engagement, or referrals with the state one-stop system, as designed in Section 121(e)(2) of the Workforce Innovation and Opportunity Act.					

Other.					
--------	--	--	--	--	--

**Table 15 – Qualitative Efforts - Number of Activities by Program**

**Narrative**

During the reporting period 2023-2024 the City successfully completed one (1) project, subject to Section 3 requirements.

One project that was within the Section 3 threshold was the Market Elderly Affordable Rental Project funded through the HOME grant in the amount of \$1,267,250.00. As recipients of Section 3 requirements for this project, the objectives of the project process are to meet all the requirements set forth by Housing and Urban Development Federal Regulations. Section 3-covered contractors may demonstrate compliance with the “greatest extent feasible” requirement of Section 3 by meeting benchmarks set forth in 24 CFR §75.23 (Safe harbor) for providing training, employment, and contracting opportunities to Section 3 residents and Section 3 business concerns. The total Labor hours reported are 6,250, total Section 3 Worker Hours 5,770 and Total Targeted Section 3 Worker Hours 480.

The City of Laredo ESG expenditures detailed in the tables reflect the IDIS PR 91 reports ran on October 1, 2024. A copy of this report is attached.

Pre HUD submission report - Aggregates data from subrecipient CAPERS by selected criteria

*Instructions: Select an option for each filter. **Aggregate mode** sums data together from separate CAPERRs and presents the output as the regular CAPER table shell. **Details mode** outputs one row for each included CAPER, with a column for each cell of data. Data in Q4 can't be summed, and only outputs in details mode.*

*In aggregate mode, numbers in green italics have been recalculated or weighted based on available totals.*

*If you attempt to pull an entire CAPER, especially aggregating over many recipients, you may have to wait several minutes for the result. Use the "Email me" button to run the report and email you the results when it's complete. You can navigate to other pages in Sage while that's running.*

*"Year" means the year of the start date for the submission.*

*This Aggregator uses data from reports with a status of In Progress or Returned.*

## Report criteria

Year

Recipient - ESG Grant  (1 selected)

Selected: ESG: Laredo - TX

*TIP: Hold down the CTRL key on the keyboard and click with the mouse in order to select more than one Recipient - ESG Grant.*

CAPER Project Type   
*TIP: Hold down the CTRL key on the keyboard and click with the mouse in order to select more than one choice.*

- (all)
- Day Shelter
- Emergency Shelter - Night-by-Night
- Emergency Shelter - Entry Exit
- Homelessness Prevention
- PH - Rapid Re-Housing
- Street Outreach
- Transitional Housing
- archived -
- Coordinated Assessment Services Only

View report as  Aggregate / summary  Details / data  Both aggregate and details

## Grant List

Jurisdiction	Type	Start Date	End Date	Current Status
	CAPER	10/1/2023	9/30/2024	In Progress

## Q04a: Project Identifiers in HMIS

**i** Please select details mode in the filters above to see Q4 information. Or [click here](#) to view details in a new tab.

CSV uploads containing multiple project rows in Q4 will display as separate rows here using the same value in Project Info Row ID.

## Q05a: Report Validations Table

Category	Count of Clients for DQ	Count of Clients
Total Number of Persons Served	22,274	22,311
Number of Adults (Age 18 or Over)	15,877	15,913
Number of Children (Under Age 18)	6,394	6,395
Number of Persons with Unknown Age	3	3
Number of Leavers	22,003	22,035
Number of Adult Leavers	15,654	15,686
Number of Adult and Head of Household Leavers	15,667	15,699
Number of Stayers	271	276
Number of Adult Stayers	223	227
Number of Veterans	28	29
Number of Chronically Homeless Persons	37	53
Number of Youth Under Age 25	3,951	3,956
Number of Parenting Youth Under Age 25 with Children	696	696
Number of Adult Heads of Household	14,579	14,615
Number of Child and Unknown-Age Heads of Household	15	16
Heads of Households and Adult Stayers in the Project 365 Days or More	72	73

Effective 1/1/2023, this question includes separate columns for totals relevant to the DQ questions and totals relevant to the entire APR. Data uploaded prior to 1/1/2023 has been bulk updated to use the same totals for both columns in order to support calculations in the Aggregator.

## Q06a: Data Quality: Personally Identifying Information

	Client Doesn't Know/Prefers Not to Answer	Information Missing	Data Issues	Total	% of Issue Rate
Name	1	0	0	1	0.00%
Social Security Number	132	21,762	7	21,901	98.33%
Date of Birth	2	1	2	5	0.02%
Race/Ethnicity	2	2	0	4	0.02%
Gender	0	0	0	0	0%
Overall Score	0	0	0	21,902	98.33%

New as of 10/1/2023.

Numbers in *green italics* have been recalculated or weighted based on available totals.

## Q06b: Data Quality: Universal Data Elements

Data Element	Client Doesn't Know/Prefers Not to Answer	Information Missing	Data Issues	Total	% of Issue Rate
Veteran Status	2	10	1	12	0.08%
Project Start Date	0	0	0	0	0%
Relationship to Head of Household	1	0	6	6	0.03%
Enrollment CoC	0	6	0	6	0.04%
Disabling Condition	8	21,201	1	21,210	95.22%

Numbers in *green italics* have been recalculated or weighted based on available totals.

### Q06c: Data Quality: Income and Housing Data Quality

Data Element	Client Doesn't Know/Prefers Not to Answer	Information Missing	Data Issues	Total	% of Error Rate
Destination	2	86	0	88	<i>0.40%</i>
Income and Sources at Start	3	87	0	90	<i>0.57%</i>
Income and Sources at Annual Assessment	0	70	0	70	<i>97.22%</i>
Income and Sources at Exit	0	64	0	64	<i>0.41%</i>

Numbers in *green italics* have been recalculated or weighted based on available totals.

### Q06d: Data Quality: Chronic Homelessness

Entering into project type	Count of Total Records	Missing Time in Institution	Missing Time in Housing	Approximate Date Started DK/R/missing	Number of Times DK/R/missing	Number of Months DK/R/missing	% of Records Unable to Calculate
ES-EE, ES-NbN, SH, Street Outreach	15,859	0	0	264	21	18	<i>1.76%</i>
TH	0	0	0	0	0	0	<i>0</i>
PH (All)	17	0	0	0	0	0	<i>0</i>
CE	0	0	0	0	0	0	<i>0</i>
SSO, Day Shelter, HP	11	0	0	0	0	0	<i>0</i>
Total	15,876	0	0	0	0	0	<i>1.76%</i>

Numbers in *green italics* have been recalculated or weighted based on available totals.

### Q06e: Data Quality: Timeliness

Time for Record Entry	Number of Project Start Records	Number of Project Exit Records
< 0 days	1	6
0 days	859	635
1-3 Days	55	30
4-6 Days	3	3
7-10 Days	25	13
11+ Days	20,998	21,316

### Q06f: Data Quality: Inactive Records: Street Outreach & Emergency Shelter

Data Element	# of Records	# of Inactive Records	% of Inactive Records
Contact (Adults and Heads of Household in Street Outreach or ES - NbN)	1	1	<i>100.00%</i>
Bed Night (All Clients in ES - NbN)	0	0	<i>0</i>

Numbers in *green italics* have been recalculated or weighted based on available totals.

**Q07a: Number of Persons Served**

	Total	Without Children	With Children and Adults	With Only Children	Unknown Household Type
Adults	15,913	10,201	5,712	0	0
Children	6,395	0	6,383	11	1
Client Doesn't Know/Prefers Not to Answer	2	0	0	0	2
Data Not Collected	1	0	1	0	0
Total	22,311	10,201	12,096	11	3
For PSH & RRH – the total persons served who moved into housing	29	5	24	0	0

**Q07b: Point-in-Time Count of Persons on the Last Wednesday**

	Total	Without Children	With Children and Adults	With Only Children	Unknown Household Type
January	239	119	115	3	2
April	253	118	131	2	2
July	248	138	106	2	2
October	239	144	90	3	2

**Q08a: Households Served**

	Total	Without Children	With Children and Adults	With Only Children	Unknown Household Type
Total Households	14,631	10,145	4,477	7	2
For PSH & RRH – the total households served who moved into housing	13	4	9	0	0

**Q08b: Point-in-Time Count of Households on the Last Wednesday**

	Total	Without Children	With Children and Adults	With Only Children	Unknown Household Type
January	161	117	43	0	1
April	161	116	44	0	1
July	173	135	37	0	1
October	174	142	31	0	1

**Q09a: Number of Persons Contacted**

Number of Persons Contacted	All Persons Contacted	First contact – NOT staying on the Streets, ES-EE, ES-NbN, or SH	First contact – WAS staying on Streets, ES-EE, ES-NbN, or SH	First contact – Worker unable to determine
Once	32	0	32	0
2-5 Times	0	0	0	0
6-9 Times	0	0	0	0
10+ Times	0	0	0	0
Total Persons Contacted	32	0	32	0

## Q09b: Number of Persons Newly Engaged

Number of Persons Engaged	All Persons Contacted	First contact – NOT staying on the Streets, ES-EE, ES-NbN, or SH	First contact – WAS staying on Streets, ES-EE, ES-NbN, or SH	First contact – Worker unable to determine
Once	13	0	13	0
2-5 Contacts	0	0	0	0
6-9 Contacts	0	0	0	0
10+ Contacts	0	0	0	0
Total Persons Engaged	13	0	13	0
Rate of Engagement	<i>40.63%</i>	<i>0</i>	<i>40.63%</i>	<i>0</i>

Numbers in *green italics* have been recalculated or weighted based on available totals.

## Q10a: Gender

	Total	Without Children	With Children and Adults	With Only Children	Unknown Household Type
Woman	10,419	3,296	7,116	5	2
Man	11,889	6,903	4,979	6	1
Culturally Specific Identity	0	0	0	0	0
Transgender	0	0	0	0	0
Non-Binary	0	0	0	0	0
Questioning	0	0	0	0	0
Different Identity	0	0	0	0	0
Woman/Man	2	1	1	0	0
Woman/Culturally Specific Identity	0	0	0	0	0
Woman/Transgender	0	0	0	0	0
Woman/Non-Binary	0	0	0	0	0
Woman/Questioning	0	0	0	0	0
Woman/Different Identity	0	0	0	0	0
Man/Culturally Specific Identity	0	0	0	0	0
Man/Transgender	1	1	0	0	0
Man/Non-Binary	0	0	0	0	0
Man/Questioning	0	0	0	0	0
Man/Different Identity	0	0	0	0	0
Culturally Specific Identity/Transgender	0	0	0	0	0
Culturally Specific Identity/Non-Binary	0	0	0	0	0
Culturally Specific Identity/Questioning	0	0	0	0	0
Culturally Specific Identity/Different Identity	0	0	0	0	0
Transgender/Non-Binary	0	0	0	0	0
Transgender/Questioning	0	0	0	0	0
Transgender/Different Identity	0	0	0	0	0
Non-Binary/Questioning	0	0	0	0	0
Non-Binary/Different Identity	0	0	0	0	0
Questioning/Different Identity	0	0	0	0	0
More than 2 Gender Identities Selected	0	0	0	0	0
Client Doesn't Know/Prefers Not to Answer	0	0	0	0	0
Data Not Collected	0	0	0	0	0
<b>Total</b>	22,311	10,201	12,096	11	3

New as of 10/1/2023.

**Q10d: Gender by Age Ranges**

	Total	Under Age 18	Age 18-24	Age 25-64	Age 65+	Client Doesn't Know/Prefers Not to Answer	Data Not Collected
Woman	10,419	3,125	2,007	5,252	33	2	0
Man	11,889	3,270	2,193	6,356	69	0	1
Culturally Specific Identity	0	0	0	0	0	0	0
Transgender	0	0	0	0	0	0	0
Non-Binary	0	0	0	0	0	0	0
Questioning	0	0	0	0	0	0	0
Different Identity	0	0	0	0	0	0	0
Woman/Man	2	0	0	2	0	0	0
Woman/Culturally Specific Identity	0	0	0	0	0	0	0
Woman/Transgender	0	0	0	0	0	0	0
Woman/Non-Binary	0	0	0	0	0	0	0
Woman/Questioning	0	0	0	0	0	0	0
Woman/Different Identity	0	0	0	0	0	0	0
Man/Culturally Specific Identity	0	0	0	0	0	0	0
Man/Transgender	1	0	1	0	0	0	0
Man/Non-Binary	0	0	0	0	0	0	0
Man/Questioning	0	0	0	0	0	0	0
Man/Different Identity	0	0	0	0	0	0	0
Culturally Specific Identity/Transgender	0	0	0	0	0	0	0
Culturally Specific Identity/Non-Binary	0	0	0	0	0	0	0
Culturally Specific Identity/Questioning	0	0	0	0	0	0	0
Culturally Specific Identity/Different Identity	0	0	0	0	0	0	0
Transgender/Non-Binary	0	0	0	0	0	0	0
Transgender/Questioning	0	0	0	0	0	0	0
Transgender/Different Identity	0	0	0	0	0	0	0
Non-Binary/Questioning	0	0	0	0	0	0	0
Non-Binary/Different Identity	0	0	0	0	0	0	0
Questioning/Different Identity	0	0	0	0	0	0	0
More than 2 Gender Identities Selected	0	0	0	0	0	0	0
Client Doesn't Know/Prefers Not to Answer	0	0	0	0	0	0	0
Data Not Collected	0	0	0	0	0	0	0
<b>Total</b>	<b>22,311</b>	<b>6,395</b>	<b>4,201</b>	<b>11,610</b>	<b>102</b>	<b>2</b>	<b>1</b>

New as of 10/1/2023.

**Q11: Age**

	Total	Without Children	With Children and Adults	With Only Children	Unknown Household Type
Under 5	1,597	0	1,594	2	1
5-12	3,505	0	3,503	2	0
13-17	1,293	0	1,286	7	0
18-24	4,201	3,259	942	0	0
25-34	6,971	4,053	2,918	0	0
35-44	3,331	1,807	1,524	0	0
45-54	1,054	746	308	0	0
55-64	254	235	19	0	0
65+	102	101	1	0	0
Client Doesn't Know/Prefers Not to Answer	2	0	0	0	2
Data Not Collected	1	0	1	0	0
<b>Total</b>	<b>22,311</b>	<b>10,201</b>	<b>12,096</b>	<b>11</b>	<b>3</b>

New as of 10/1/2023.

## Q12: Race and Ethnicity

	Total	Without Children	With Children and Adults	With Only Children	Unknown Household Type
American Indian, Alaska Native, or Indigenous	34	34	0	0	0
Asian or Asian American	12	8	4	0	0
Black, African American, or African	100	93	7	0	0
Hispanic/Latina/e/o	2,894	1,764	1,123	7	0
Middle Eastern or North African	23	23	0	0	0
Native Hawaiian or Pacific Islander	0	0	0	0	0
White	196	141	55	0	0
Asian or Asian American & American Indian, Alaska Native, or Indigenous	0	0	0	0	0
Black, African American, or African & American Indian, Alaska Native, or Indigenous	0	0	0	0	0
Hispanic/Latina/e/o & American Indian, Alaska Native, or Indigenous	92	90	2	0	0
Middle Eastern or North African & American Indian, Alaska Native, or Indigenous	1	1	0	0	0
Native Hawaiian or Pacific Islander & American Indian, Alaska Native, or Indigenous	0	0	0	0	0
White & American Indian, Alaska Native, or Indigenous	3	3	0	0	0
Black, African American, or African & Asian or Asian American	0	0	0	0	0
Hispanic/Latina/e/o & Asian or Asian American	0	0	0	0	0
Middle Eastern or North African & Asian or Asian American	0	0	0	0	0
Native Hawaiian or Pacific Islander & Asian or Asian American	0	0	0	0	0
White & Asian or Asian American	0	0	0	0	0
Hispanic/Latina/e/o & Black, African American, or African	5	1	4	0	0
Middle Eastern or North African & Black, African American, or African	0	0	0	0	0
Native Hawaiian or Pacific Islander & Black, African American, or African	0	0	0	0	0
White & Black, African American, or African	2	2	0	0	0
Middle Eastern or North African & Hispanic/Latina/e/o	0	0	0	0	0
Native Hawaiian or Pacific Islander & Hispanic/Latina/e/o	1	1	0	0	0
White & Hispanic/Latina/e/o	18,930	8,037	10,886	4	3
Native Hawaiian or Pacific Islander & Middle Eastern or North African	0	0	0	0	0
White & Middle Eastern or North African	0	0	0	0	0
White & Native Hawaiian or Pacific Islander	0	0	0	0	0
Multiracial – more than 2 races/ethnicity, with one being Hispanic/Latina/e/o	10	2	8	0	0
Multiracial – more than 2 races, where no option is Hispanic/Latina/e/o	0	0	0	0	0
Client Doesn't Know/Prefers Not to Answer	2	0	2	0	0
Data Not Collected	2	1	1	0	0
<b>Total</b>	<b>22,311</b>	<b>10,201</b>	<b>12,096</b>	<b>11</b>	<b>3</b>

New as of 10/1/2023.

### Q13a1: Physical and Mental Health Conditions at Start

	Total Persons	Without Children	Adults in HH with Children & Adults	Children in HH with Children & Adults	With Children and Adults ☺	With Only Children	Unknown Household Type
Mental Health Disorder	127	94	22	11	0	0	0
Alcohol Use Disorder	13	13	0	0	0	0	0
Drug Use Disorder	44	43	1	0	0	0	0
Both Alcohol Use and Drug Use Disorders	10	10	0	0	0	0	0
Chronic Health Condition	124	110	8	6	0	0	0
HIV/AIDS	1	1	0	0	0	0	0
Developmental Disability	23	7	1	15	0	0	0
Physical Disability	64	58	3	3	0	0	0

☺ The "With Children and Adults" column is retired as of 10/1/2019 and replaced with the columns "Adults in HH with Children & Adults" and "Children in HH with Children & Adults".

### Q13b1: Physical and Mental Health Conditions at Exit

	Total Persons	Without Children	Adults in HH with Children & Adults	Children in HH with Children & Adults	With Children and Adults ☺	With Only Children	Unknown Household Type
Mental Health Disorder	35	31	4	0	0	0	0
Alcohol Use Disorder	6	6	0	0	0	0	0
Drug Use Disorder	18	17	1	0	0	0	0
Both Alcohol Use and Drug Use Disorders	2	2	0	0	0	0	0
Chronic Health Condition	63	61	2	0	0	0	0
HIV/AIDS	1	1	0	0	0	0	0
Developmental Disability	2	2	0	0	0	0	0
Physical Disability	31	30	1	0	0	0	0

☺ The "With Children and Adults" column is retired as of 10/1/2019 and replaced with the columns "Adults in HH with Children & Adults" and "Children in HH with Children & Adults".

### Q13c1: Physical and Mental Health Conditions for Stayers

	Total Persons	Without Children	Adults in HH with Children & Adults	Children in HH with Children & Adults	With Children and Adults ☺	With Only Children	Unknown Household Type
Mental Health Disorder	31	30	0	1	0	0	0
Alcohol Use Disorder	2	2	0	0	0	0	0
Drug Use Disorder	13	13	0	0	0	0	0
Both Alcohol Use and Drug Use Disorders	4	4	0	0	0	0	0
Chronic Health Condition	45	44	0	1	0	0	0
HIV/AIDS	0	0	0	0	0	0	0
Developmental Disability	3	3	0	0	0	0	0
Physical Disability	23	23	0	0	0	0	0

☺ The "With Children and Adults" column is retired as of 10/1/2019 and replaced with the columns "Adults in HH with Children & Adults" and "Children in HH with Children & Adults".

**Q14a: History of Domestic Violence, Sexual Assault, Dating Violence, Stalking, or Human Trafficking**

	Total	Without Children	With Children and Adults	With Only Children	Unknown Household Type
Yes	305	145	159	1	0
No	360	342	17	1	0
Client Doesn't Know/Prefers Not to Answer	0	0	0	0	0
Data Not Collected	15,264	9,714	5,543	5	2
Total	15,929	10,201	5,719	7	2

**Q14b: Most recent experience of domestic violence, sexual assault, dating violence, stalking, or human trafficking**

	Total	Without Children	With Children and Adults	With Only Children	Unknown Household Type
Within the past three months	275	116	158	1	0
Three to six months ago	3	2	1	0	0
Six months to one year	2	2	0	0	0
One year ago, or more	15	15	0	0	0
Client Doesn't Know/Prefers Not to Answer	7	7	0	0	0
Data Not Collected	3	3	0	0	0
Total	305	145	159	1	0

New as of 10/1/2023.

## Q15: Living Situation

	Total	Without Children	With Children and Adults	With Only Children	Unknown Household Type
<b>Homeless Situations</b>					
Place not meant for habitation	347	336	10	1	0
Emergency shelter, including hotel or motel paid for with emergency shelter voucher, Host Home shelter	15,260	9,714	5,539	5	2
Safe Haven	4	2	2	0	0
<b>Subtotal - Homeless Situations</b>	<b>15,611</b>	<b>10,052</b>	<b>5,551</b>	<b>6</b>	<b>2</b>
<b>Institutional Situations</b>					
Foster care home or foster care group home	0	0	0	0	0
Hospital or other residential non-psychiatric medical facility	9	9	0	0	0
Jail, prison, or juvenile detention facility	4	4	0	0	0
Long-term care facility or nursing home	0	0	0	0	0
Psychiatric hospital or other psychiatric facility	2	2	0	0	0
Substance abuse treatment facility or detox center	1	1	0	0	0
<b>Subtotal - Institutional Situations</b>	<b>16</b>	<b>16</b>	<b>0</b>	<b>0</b>	<b>0</b>
<b>Temporary Situations</b>					
Transitional housing for homeless persons (including homeless youth)	5	0	5	0	0
Residential project or halfway house with no homeless criteria	4	4	0	0	0
Hotel or motel paid for without emergency shelter voucher	18	14	4	0	0
Host Home (non-crisis)	1	1	0	0	0
Staying or living in a friend's room, apartment, or house	23	15	8	0	0
Staying or living in a family member's room, apartment, or house	74	34	39	1	0
<b>Subtotal - Temporary Situations</b>	<b>125</b>	<b>68</b>	<b>56</b>	<b>1</b>	<b>0</b>
<b>Permanent Situations</b>					
Rental by client, no ongoing housing subsidy	129	47	82	0	0
Rental by client, with ongoing housing subsidy	8	4	4	0	0
Owned by client, with ongoing housing subsidy	0	0	0	0	0
Owned by client, no ongoing housing subsidy	35	12	23	0	0
<b>Subtotal - Permanent Situations</b>	<b>172</b>	<b>63</b>	<b>109</b>	<b>0</b>	<b>0</b>
Client Doesn't Know/Prefers Not to Answer	0	0	0	0	0
Data Not Collected	5	2	3	0	0
<b>Subtotal - Other Situations</b>	<b>5</b>	<b>2</b>	<b>3</b>	<b>0</b>	<b>0</b>
<b>TOTAL</b>	<b>15,929</b>	<b>10,201</b>	<b>5,719</b>	<b>7</b>	<b>2</b>

Updated 10/1/2023: Rows reordered and grouped differently. New "Rental by client, with ongoing housing subsidy" row includes data previously reported under separate subsidy types.

☞ Interim housing is retired as of 10/1/2019.

**Q16: Cash Income - Ranges**

	Income at Start	Income at Latest Annual Assessment for Stayers	Income at Exit for Leavers
No income	15,634	0	15,447
\$1 - \$150	6	0	5
\$151 - \$250	8	0	6
\$251 - \$500	27	0	12
\$501 - \$1000	86	0	55
\$1,001 - \$1,500	48	0	35
\$1,501 - \$2,000	26	0	19
\$2,001+	13	0	10
Client Doesn't Know/Prefers Not to Answer	3	0	0
Data Not Collected	62	0	97
Number of Adult Stayers Not Yet Required to Have an Annual Assessment	0	158	0
Number of Adult Stayers Without Required Annual Assessment	0	69	0
Total Adults	15,913	227	15,686

**Q17: Cash Income - Sources**

	Income at Start	Income at Latest Annual Assessment for Stayers	Income at Exit for Leavers
Earned Income	112	0	82
Unemployment Insurance	1	0	0
Supplemental Security Income (SSI)	35	0	20
Social Security Disability Insurance (SSDI)	54	0	28
VA Service-Connected Disability Compensation	4	0	3
VA Non-Service Connected Disability Pension	3	0	3
Private Disability Insurance	0	0	0
Worker's Compensation	0	0	0
Temporary Assistance for Needy Families (TANF)	3	0	1
General Assistance (GA)	0	0	0
Retirement Income from Social Security	10	0	6
Pension or retirement income from a former job	0	0	0
Child Support	3	0	1
Alimony and other spousal support	0	0	0
Other Source	9	0	8
Adults with Income Information at Start and Annual Assessment/Exit	0	0	15,386

## Q19b: Disabling Conditions and Income for Adults at Exit

	AO: Adult with Disabling Condition	AO: Adult without Disabling Condition	AO: Total Adults	AO: % with Disabling Condition by Source	AC: Adult with Disabling Condition	AC: Adult without Disabling Condition	AC: Total Adults	AC: % with Disabling Condition by Source	UK: Adult with Disabling Condition	UK: Adult without Disabling Condition	UK: Total Adults	UK: % with Disabling Condition by Source
Earned Income	4	8	12	<i>33.33%</i>	2	14	16	<i>12.50%</i>	0	0	0	<i>0</i>
Unemployment Insurance	0	0	0	<i>0</i>	0	0	0	<i>0</i>	0	0	0	<i>0</i>
Supplemental Security Income (SSI)	3	4	7	<i>42.86%</i>	0	1	1	<i>0%</i>	0	0	0	<i>0</i>
Social Security Disability Insurance (SSDI)	21	3	24	<i>87.50%</i>	0	0	0	<i>0</i>	0	0	0	<i>0</i>
VA Service-Connected Disability Compensation	2	1	3	<i>66.67%</i>	0	0	0	<i>0</i>	0	0	0	<i>0</i>
VA Non-Service-Connected Disability Pension	2	1	3	<i>66.67%</i>	0	0	0	<i>0</i>	0	0	0	<i>0</i>
Private Disability Insurance	0	0	0	<i>0</i>	0	0	0	<i>0</i>	0	0	0	<i>0</i>
Worker's Compensation	0	0	0	<i>0</i>	0	0	0	<i>0</i>	0	0	0	<i>0</i>
Temporary Assistance for Needy Families (TANF)	0	0	0	<i>0</i>	0	0	0	<i>0</i>	0	0	0	<i>0</i>
General Assistance (GA)	0	0	0	<i>0</i>	0	0	0	<i>0</i>	0	0	0	<i>0</i>
Retirement Income from Social Security	2	4	6	<i>33.33%</i>	0	0	0	<i>0</i>	0	0	0	<i>0</i>
Pension or retirement income from a former job	0	0	0	<i>0</i>	0	0	0	<i>0</i>	0	0	0	<i>0</i>
Child Support	0	0	0	<i>0</i>	0	0	0	<i>0</i>	0	0	0	<i>0</i>
Alimony and other spousal support	0	0	0	<i>0</i>	0	0	0	<i>0</i>	0	0	0	<i>0</i>
Other source	0	6	6	<i>0%</i>	0	0	0	<i>0</i>	0	0	0	<i>0</i>
No Sources	52	102	154	<i>33.77%</i>	1	38	39	<i>2.56%</i>	0	0	0	<i>0</i>
Unduplicated Total Adults	84	127	211		3	53	56		0	0	0	

Numbers in *green italics* have been recalculated or weighted based on available totals.

## Q20a: Type of Non-Cash Benefit Sources

	Benefit at Start	Benefit at Latest Annual Assessment for Stayers	Benefit at Exit for Leavers
Supplemental Nutrition Assistance Program (SNAP) (Previously known as Food Stamps)	133	0	101
Special Supplemental Nutrition Program for Women, Infants, and Children (WIC)	57	0	51
TANF Child Care Services	2	0	0
TANF Transportation Services	2	0	0
Other TANF-Funded Services	3	0	2
Other Source	2	0	0

## Q21: Health Insurance

	At Start	At Annual Assessment for Stayers	At Exit for Leavers
MEDICAID	364	0	300
MEDICARE	29	0	20
State Children's Health Insurance Program	4	0	4
Veteran's Health Administration (VHA)	4	0	7
Employer-Provided Health Insurance	9	0	2
Health Insurance obtained through COBRA	0	0	0
Private Pay Health Insurance	43	0	38
State Health Insurance for Adults	0	0	1
Indian Health Services Program	0	0	0
Other	2	0	1
No Health Insurance	21,753	0	21,520
Client Doesn't Know/Prefers Not to Answer	8	0	3
Data Not Collected	104	99	144
Number of Stayers Not Yet Required to Have an Annual Assessment	0	177	0
1 Source of Health Insurance	437	0	363
More than 1 Source of Health Insurance	9	0	5

## Q22a2: Length of Participation – ESG Projects

	Total	Leavers	Stayers
0 to 7 days	21,504	21,494	10
8 to 14 days	160	156	4
15 to 21 days	113	110	3
22 to 30 days	106	98	8
31 to 60 days	73	43	30
61 to 90 days	44	16	28
91 to 180 days	100	62	38
181 to 365 days	97	44	53
366 to 730 days (1-2 Yrs)	102	11	91
731 to 1,095 days (2-3 Yrs)	4	0	4
1,096 to 1,460 days (3-4 Yrs)	5	1	4
1,461 to 1,825 days (4-5 Yrs)	1	0	1
More than 1,825 days (> 5 Yrs)	2	0	2
Total	22,311	22,035	276

**Q22c: Length of Time between Project Start Date and Housing Move-in Date**

	Total	Without Children	With Children and Adults	With Only Children	Unknown Household Type
7 days or less	9	2	7	0	0
8 to 14 days	20	3	17	0	0
15 to 21 days	0	0	0	0	0
22 to 30 days	0	0	0	0	0
31 to 60 days	0	0	0	0	0
61 to 90 days	0	0	0	0	0
91 to 180 days	0	0	0	0	0
181 to 365 days	0	0	0	0	0
366 to 730 days (1-2 Yrs)	0	0	0	0	0
<b>Total (persons moved into housing)</b>	29	5	24	0	0
<b>Average length of time to housing</b>	<i>9.07</i>	<i>6.20</i>	<i>9.67</i>	<i>0</i>	<i>0</i>
Persons who were exited without move-in	0	0	0	0	0
<b>Total persons</b>	29	5	24	0	0

Numbers in *green italics* have been recalculated or weighted based on available totals.

**Q22d: Length of Participation by Household Type**

	Total	Without Children	With Children and Adults	With Only Children	Unknown Household Type
7 days or less	21,504	9,829	11,669	5	1
8 to 14 days	160	52	107	1	0
15 to 21 days	113	21	92	0	0
22 to 30 days	106	23	83	0	0
31 to 60 days	73	53	19	1	0
61 to 90 days	44	39	5	0	0
91 to 180 days	100	74	25	1	0
181 to 365 days	97	60	36	1	0
366 to 730 days (1-2 Yrs)	102	38	60	2	2
731 days or more	12	12	0	0	0
<b>Total</b>	22,311	10,201	12,096	11	3

**Q22f: Length of Time between Project Start Date and Housing Move-in Date by Race and Ethnicity**

	American Indian, Alaska Native, or Indigenous	Asian or Asian American	Black, African American, or African	Hispanic/Latina/e/o	Middle Eastern or North African	Native Hawaiian or Pacific Islander	White	At Least 1 Race and Hispanic/Latina/e/o	Multi-racial (does not include Hispanic/Latina/e/o)	Unknown (Don't Know, Preferred not to Answer, Data not Collected)
Persons Moved Into Housing	0	0	0	7	0	0	4	18	0	0
Persons Exited Without Move-In	0	0	0	0	0	0	0	0	0	0
Average time to Move-In	0	0	0	6.86	0	0	11.00	9.50	0	0
Median time to Move-In	Cannot calculate	Cannot calculate	Cannot calculate	Cannot calculate	Cannot calculate	Cannot calculate	Cannot calculate	Cannot calculate	Cannot calculate	Cannot calculate

New as of 10/1/2023.

**Q22g: Length of Time Prior to Housing by Race and Ethnicity - based on 3.917 Date Homelessness Started**

	American Indian, Alaska Native, or Indigenous	Asian or Asian American	Black, African American, or African	Hispanic/Latina/e/o	Middle Eastern or North African	Native Hawaiian or Pacific Islander	White	At Least 1 Race and Hispanic/Latina/e/o	Multi-racial (does not include Hispanic/Latina/e/o)	Unknown (Don't Know, Preferred not to Answer, Data not Collected)
Persons Moved Into Housing	33	8	95	2,853	23	0	156	18,397	6	0
Persons Not Yet Moved Into Housing	0	0	0	0	0	0	0	0	0	0
Average time to Move-In	.24	.13	149.83	3.61	1.04	0	166.99	4.55	.33	0
Median time to Move-In	Cannot calculate	Cannot calculate	Cannot calculate	Cannot calculate	Cannot calculate	Cannot calculate	Cannot calculate	Cannot calculate	Cannot calculate	Cannot calculate

New as of 10/1/2023.

## Q23c: Exit Destination

	Total	Without Children	With Children and Adults	With Only Children	Unknown Household Type
<b>Homeless Situations</b>					
Place not meant for habitation (e.g., a vehicle, an abandoned building, bus/train/subway station/airport or anywhere outside)	2	2	0	0	0
Emergency shelter, including hotel or motel paid for with emergency shelter voucher, Host Home shelter	28	22	6	0	0
Safe Haven	0	0	0	0	0
<b>Subtotal - Homeless Situations</b>	<b>30</b>	<b>24</b>	<b>6</b>	<b>0</b>	<b>0</b>
<b>Institutional Situations</b>					
Foster care home or foster care group home	0	0	0	0	0
Hospital or other residential non-psychiatric medical facility	2	0	2	0	0
Jail, prison, or juvenile detention facility	2	2	0	0	0
Long-term care facility or nursing home	2	2	0	0	0
Psychiatric hospital or other psychiatric facility	2	2	0	0	0
Substance abuse treatment facility or detox center	0	0	0	0	0
<b>Subtotal - Institutional Situations</b>	<b>8</b>	<b>6</b>	<b>2</b>	<b>0</b>	<b>0</b>
<b>Temporary Situations</b>					
Transitional housing for homeless persons (including homeless youth)	1	1	0	0	0
Residential project or halfway house with no homeless criteria	0	0	0	0	0
Hotel or motel paid for without emergency shelter voucher	78	6	72	0	0
Host Home (non-crisis)	1	0	1	0	0
Staying or living with family, temporary tenure (e.g., room, apartment, or house)	12,173	737	11,434	2	0
Staying or living with friends, temporary tenure (e.g., room, apartment, or house)	9,059	8,939	115	4	1
Moved from one HOPWA funded project to HOPWA TH	0	0	0	0	0
<b>Subtotal - Temporary Situations</b>	<b>21,312</b>	<b>9,683</b>	<b>11,622</b>	<b>6</b>	<b>1</b>
<b>Permanent Situations</b>					
Staying or living with family, permanent tenure	201	151	48	2	0
Staying or living with friends, permanent tenure	51	44	7	0	0
Moved from one HOPWA funded project to HOPWA PH	0	0	0	0	0
Rental by client, no ongoing housing subsidy	263	36	227	0	0
Rental by client, with ongoing housing subsidy	13	6	7	0	0
Owned by client, with ongoing housing subsidy	4	0	4	0	0
Owned by client, no ongoing housing subsidy	28	4	24	0	0
<b>Subtotal - Permanent Situations</b>	<b>560</b>	<b>241</b>	<b>317</b>	<b>2</b>	<b>0</b>
<b>Other Situations</b>					
No Exit Interview Completed	118	57	60	1	0
Other	3	3	0	0	0
Deceased	2	2	0	0	0
Client Doesn't Know/Prefers Not to Answer	2	2	0	0	0
Data Not Collected	0	0	0	0	0
<b>Subtotal - Other Situations</b>	<b>125</b>	<b>64</b>	<b>60</b>	<b>1</b>	<b>0</b>
<b>Total</b>	<b>22,035</b>	<b>10,018</b>	<b>12,007</b>	<b>9</b>	<b>1</b>
Total persons exiting to positive housing destinations	561	241	318	2	0
Total persons whose destinations excluded them from the calculation	6	4	2	0	0
Percentage	2.55%	2.41%	2.65%	22.22%	0%

**Updated 10/1/2023:** Rows reordered and grouped differently. Destinations with subsidies are now detailed in Q23d. Existing data has been updated to match new row order and relocated to Q23d as appropriate.

Numbers in *green italics* have been recalculated or weighted based on available totals.

### Q23d: Exit Destination – Subsidy Type of Persons Exiting to Rental by Client With An Ongoing Subsidy

	Total	Without Children	With Children and Adults	With Only Children	Unknown Household Type
GPD TIP housing subsidy	0	0	0	0	0
VASH housing subsidy	0	0	0	0	0
RRH or equivalent subsidy	0	0	0	0	0
HCV voucher (tenant or project based) (not dedicated)	2	2	0	0	0
Public housing unit	0	0	0	0	0
Rental by client, with other ongoing housing subsidy	10	3	7	0	0
Housing Stability Voucher	0	0	0	0	0
Family Unification Program Voucher (FUP)	0	0	0	0	0
Foster Youth to Independence Initiative (FYI)	0	0	0	0	0
Permanent Supportive Housing	0	0	0	0	0
Other permanent housing dedicated for formerly homeless persons	1	1	0	0	0
<b>TOTAL</b>	<b>13</b>	<b>6</b>	<b>7</b>	<b>0</b>	<b>0</b>

**New as of 10/1/2023:** Existing data from Q23c prior to 10/1/2023 has been relocated to Q23d as appropriate.

### Q24a: Homelessness Prevention Housing Assessment at Exit

	Total	Without Children	With Children and Adults	With Only Children	Unknown Household Type
Able to maintain the housing they had at project start--Without a subsidy	24	1	23	0	0
Able to maintain the housing they had at project start--With the subsidy they had at project start	0	0	0	0	0
Able to maintain the housing they had at project start--With an on-going subsidy acquired since project start	0	0	0	0	0
Able to maintain the housing they had at project start--Only with financial assistance other than a subsidy	0	0	0	0	0
Moved to new housing unit--With on-going subsidy	0	0	0	0	0
Moved to new housing unit--Without an on-going subsidy	0	0	0	0	0
Moved in with family/friends on a temporary basis	1	1	0	0	0
Moved in with family/friends on a permanent basis	0	0	0	0	0
Moved to a transitional or temporary housing facility or program	0	0	0	0	0
Client became homeless – moving to a shelter or other place unfit for human habitation	0	0	0	0	0
Jail/prison	0	0	0	0	0
Deceased	0	0	0	0	0
Client Doesn't Know/Prefers Not to Answer	0	0	0	0	0
Data not collected (no exit interview completed)	0	0	0	0	0
<b>Total</b>	<b>25</b>	<b>2</b>	<b>23</b>	<b>0</b>	<b>0</b>

### Q24d: Language of Persons Requiring Translation Assistance

Language Response (Top 20 Languages Selected)	Total Persons Requiring Translation Assistance	Language Name <sup>1</sup>
367	75	<i>Spanish</i>
Different Preferred Language	0	
<b>Total</b>	<b>75</b>	

**New as of 10/1/2023.**

<sup>1</sup>This lookup is provided by Sage. The CSV upload contains only the response code.

**Q25a: Number of Veterans**

	Total	Without Children	With Children and Adults	Unknown Household Type
Chronically Homeless Veteran	2	2	0	0
Non-Chronically Homeless Veteran	27	25	2	0
Not a Veteran	15,873	10,167	5,706	0
Client Doesn't Know/Prefers Not to Answer	2	2	0	0
Data Not Collected	9	5	4	0
Total	15,913	10,201	5,712	0

**Q26b: Number of Chronically Homeless Persons by Household**

	Total	Without Children	With Children and Adults	With Only Children	Unknown Household Type
Chronically Homeless	53	53	0	0	0
Not Chronically Homeless	7,022	447	6,568	6	1
Client Doesn't Know/Prefers Not to Answer	7	4	3	0	0
Data Not Collected	15,229	9,697	5,525	5	2
Total	22,311	10,201	12,096	11	3



LAREDO, TX  
 2022

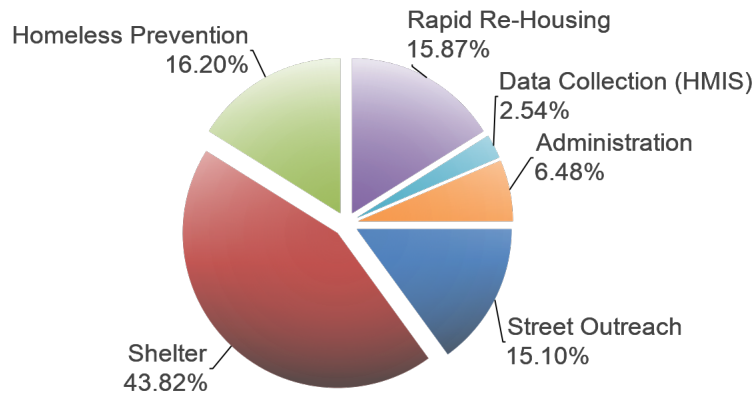
**ESG Program Level Summary**

Grant Number	Total Grant Amount	Total Funds Committed	Total Funds Available to Commit	% of Grant Funds Not Committed	Grant Funds Drawn	% of Grant Funds Drawn	Available to Draw	% Remaining to Draw
E22MC480505	\$315,100.00	\$315,100.00	\$0.00	0.00%	\$315,100.00	100.00%	\$0.00	0.00%

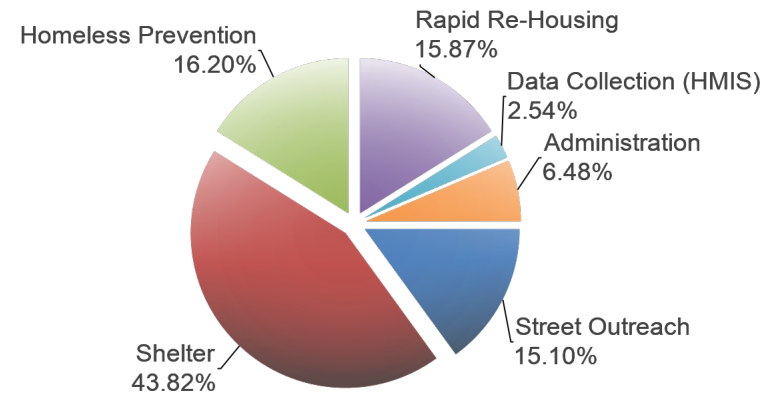
**ESG Program Components**

Activity Type	Total Committed to Activities	% of Grant Committed	Drawn Amount	% of Grant Drawn
Street Outreach	\$47,577.32	15.10%	\$47,577.32	15.10%
Shelter	\$138,063.00	43.82%	\$138,063.00	43.82%
Homeless Prevention	\$51,037.00	16.20%	\$51,037.00	16.20%
Rapid Re-Housing	\$50,000.00	15.87%	\$50,000.00	15.87%
Data Collection (HMIS)	\$8,000.00	2.54%	\$8,000.00	2.54%
Administration	\$20,422.68	6.48%	\$20,422.68	6.48%
Funds Not Committed	\$0.00	0.00%	\$0.00	0.00%
Funds Remaining to Draw	\$0.00	0.00%	\$0.00	0.00%
<b>Total</b>	<b>\$315,100.00</b>	<b>100.00%</b>	<b>\$315,100.00</b>	<b>100.00%</b>

**Funds Committed**



**Funds Drawn**



■ Street Outreach   
 ■ Shelter   
 ■ Homeless Prevention   
 ■ Rapid Re-Housing  
■ Data Collection (HMIS)   
 ■ Administration   
 ■ Funds Not Committed   
 ■ Funds Remaining to Draw

■ Street Outreach   
 ■ Shelter   
 ■ Homeless Prevention   
 ■ Rapid Re-Housing  
■ Data Collection (HMIS)   
 ■ Administration   
 ■ Funds Not Committed   
 ■ Funds Remaining to Draw



U.S. Department of Housing and Urban Development  
 Office of Community Planning and Development  
 Integrated Disbursement and Information System  
 PR91 - ESG Financial Summary

DATE: 10-01-24  
 TIME: 10:24  
 PAGE: 2

LAREDO, TX  
 2022

**24-Month Grant Expenditure Deadline**

All of the recipient's grant must be expended for eligible activity costs within 24 months after the date HUD signs the grant agreement with the recipient. Expenditure means either an actual cash disbursement for a direct charge for a good or service or an indirect cost or the accrual of a direct charge for a good or service or an indirect cost. This report uses draws in IDIS to measure expenditures. HUD allocated Fiscal Year 2011 ESG funds in two allocations. For FY2011, this Obligation Date is the date of the first allocation. This report does not list the Obligation Date, does not calculate the Expenditure Deadline, and does not track the Days Remaining for the FY 2011 second allocation.

**Grant Amount: \$315,100.00**

Grant Number	Draws to Date	HUD Obligation Date	Expenditure Deadline	Days Remaining to Meet Requirement Date	Expenditures Required
E22MC480505	\$315,100.00	11/02/2022	11/02/2024	32	\$0.00

**60% Cap on Emergency Shelter and Street Outreach**

The cap refers to the total amount of the recipient's fiscal year grant, allowed for emergency shelter and street outreach activities, is capped at 60 percent. This amount cannot exceed the greater of: (1) 60% of the overall grant for the year; or, (2) the amount of Fiscal Year 2010 ESG funds committed for homeless assistance activities. (Note: the HESG-CV grants are currently exempt from the 60% funding cap restrictions.)

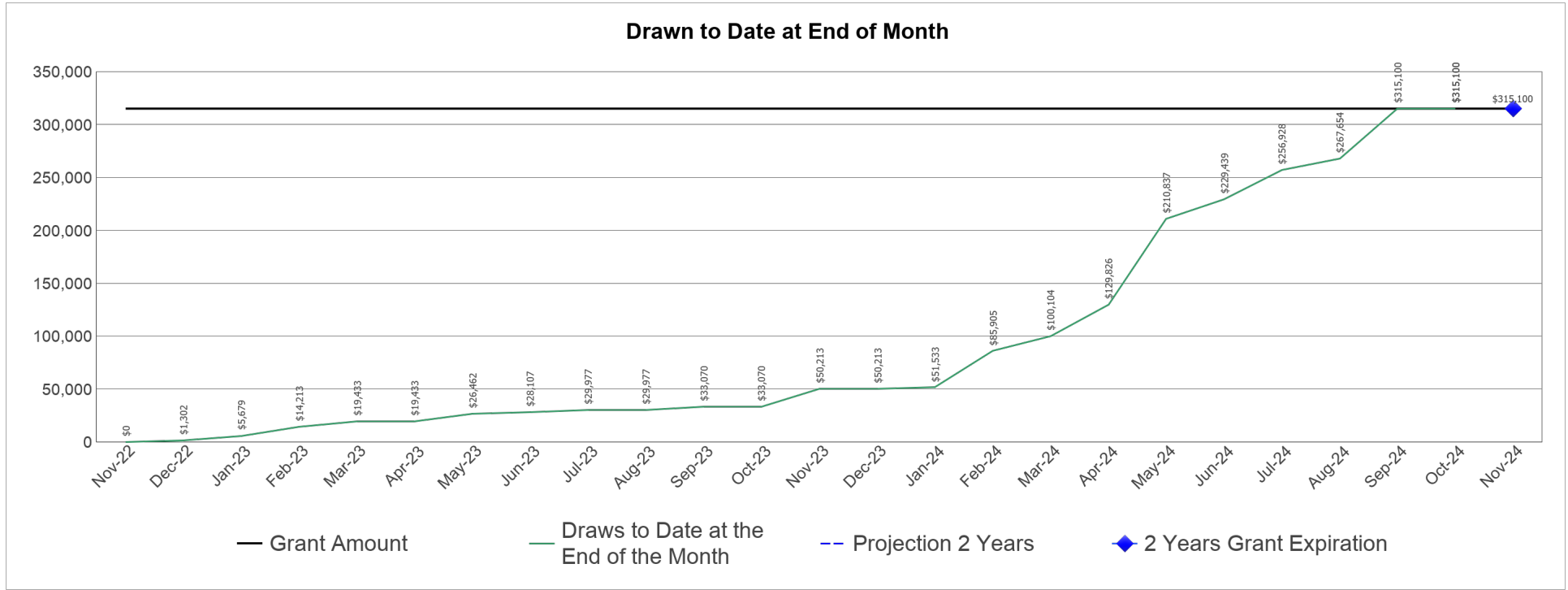
Amount Committed to Shelter	Amount Committed to Street Outreach	Total Amount Committed to Shelter and Street Outreach	% Committed to Shelter and Street Outreach	2010 Funds Committed to Homeless Assistance Activities	Total Drawn for Shelter and Street Outreach	% Drawn for Shelter and Street Outreach
\$138,063.00	\$47,577.32	\$185,640.32	58.91%	\$123,618.00	\$185,640.32	58.91%



LAREDO, TX  
 2022

**ESG Draws By Month (at the total grant level):**

Grant Amount: 315,100.00



**ESG Draws By Quarter (at the total grant level):**

Quarter End Date	Draws for the Quarter	Draws to Date at the End of the Quarter	% Drawn for the Quarter	% Drawn to Date at End of Quarter
12/31/2022	\$1,302.30	\$1,302.30	0.41%	0.41%
03/31/2023	\$18,131.18	\$19,433.48	5.75%	6.17%
06/30/2023	\$8,673.73	\$28,107.21	2.75%	8.92%
09/30/2023	\$4,962.63	\$33,069.84	1.57%	10.50%
12/31/2023	\$17,143.41	\$50,213.25	5.44%	15.94%
03/31/2024	\$49,890.50	\$100,103.75	15.83%	31.77%
06/30/2024	\$129,335.36	\$229,439.11	41.05%	72.81%
09/30/2024	\$85,660.89	\$315,100.00	27.19%	100.00%
12/31/2024	\$0.00	\$315,100.00	0.00%	100.00%



U.S. Department of Housing and Urban Development  
 Office of Community Planning and Development  
 Integrated Disbursement and Information System  
 PR91 - ESG Financial Summary

DATE: 10-01-24  
 TIME: 10:24  
 PAGE: 4

LAREDO, TX  
 2022

**ESG Subrecipient Commitments and Draws by Activity Category :**

Subrecipient	Activity Type	Committed	Drawn
LAREDO	Street Outreach	\$27,477.32	\$27,477.32
	Data Collection (HMIS)	\$700.00	\$700.00
	Administration	\$20,422.68	\$20,422.68
	Total	\$48,600.00	\$48,600.00
	Total Remaining to be Drawn	\$0.00	\$0.00
	Percentage Remaining to be Drawn	\$0.00	0.00%
Bethany House of Laredo	Shelter	\$76,000.00	\$76,000.00
	Homeless Prevention	\$51,037.00	\$51,037.00
	Rapid Re-Housing	\$50,000.00	\$50,000.00
	Total	\$177,037.00	\$177,037.00
	Total Remaining to be Drawn	\$0.00	\$0.00
	Percentage Remaining to be Drawn	\$0.00	0.00%
Bethany House of Laredo, Inc.	Street Outreach	\$20,100.00	\$20,100.00
	Data Collection (HMIS)	\$5,300.00	\$5,300.00
	Total	\$25,400.00	\$25,400.00
	Total Remaining to be Drawn	\$0.00	\$0.00
	Percentage Remaining to be Drawn	\$0.00	0.00%
Casa de Misericordia	Shelter	\$40,000.00	\$40,000.00
	Total	\$40,000.00	\$40,000.00
	Total Remaining to be Drawn	\$0.00	\$0.00
	Percentage Remaining to be Drawn	\$0.00	0.00%
Holding Institute Community Center	Shelter	\$22,063.00	\$22,063.00
	Data Collection (HMIS)	\$2,000.00	\$2,000.00
	Total	\$24,063.00	\$24,063.00
	Total Remaining to be Drawn	\$0.00	\$0.00
	Percentage Remaining to be Drawn	\$0.00	0.00%



U.S. Department of Housing and Urban Development  
Office of Community Planning and Development  
Integrated Disbursement and Information System  
PR91 - ESG Financial Summary

DATE: 10-01-24  
TIME: 10:24  
PAGE: 5

LAREDO, TX  
2022

**ESG Subrecipients by Activity Category**

Activity Type	Subrecipient
Street Outreach	LAREDO
	Bethany House of Laredo, Inc.
Shelter	Bethany House of Laredo
	Casa de Misericordia
	Holding Institute Community Center
Homeless Prevention	Bethany House of Laredo
Rapid Re-Housing	Bethany House of Laredo
Data Collection (HMIS)	LAREDO
	Bethany House of Laredo, Inc.
	Holding Institute Community Center
Administration	LAREDO



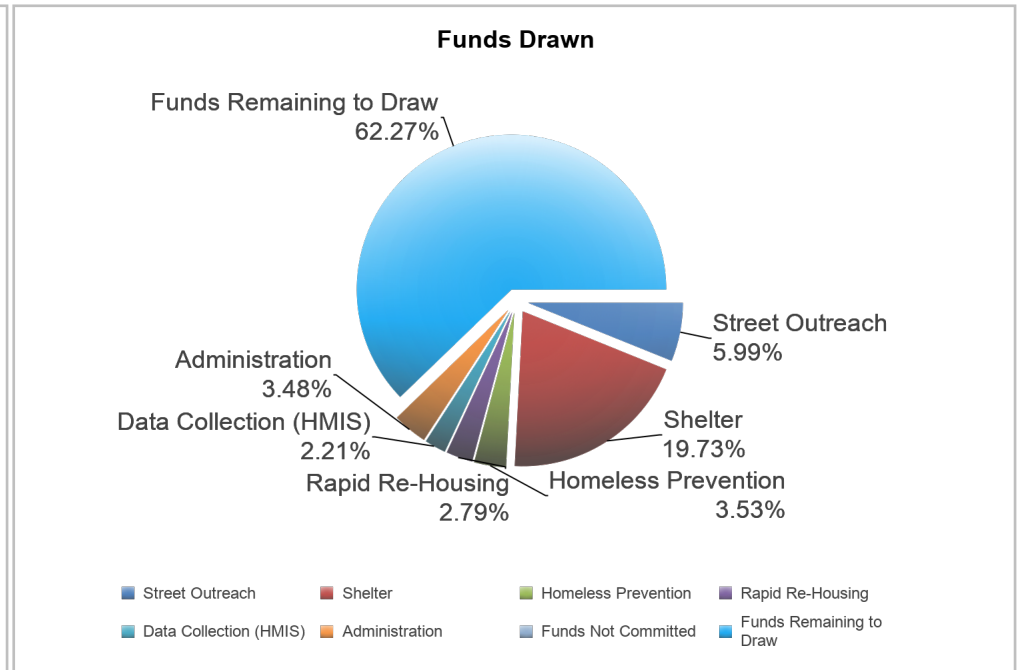
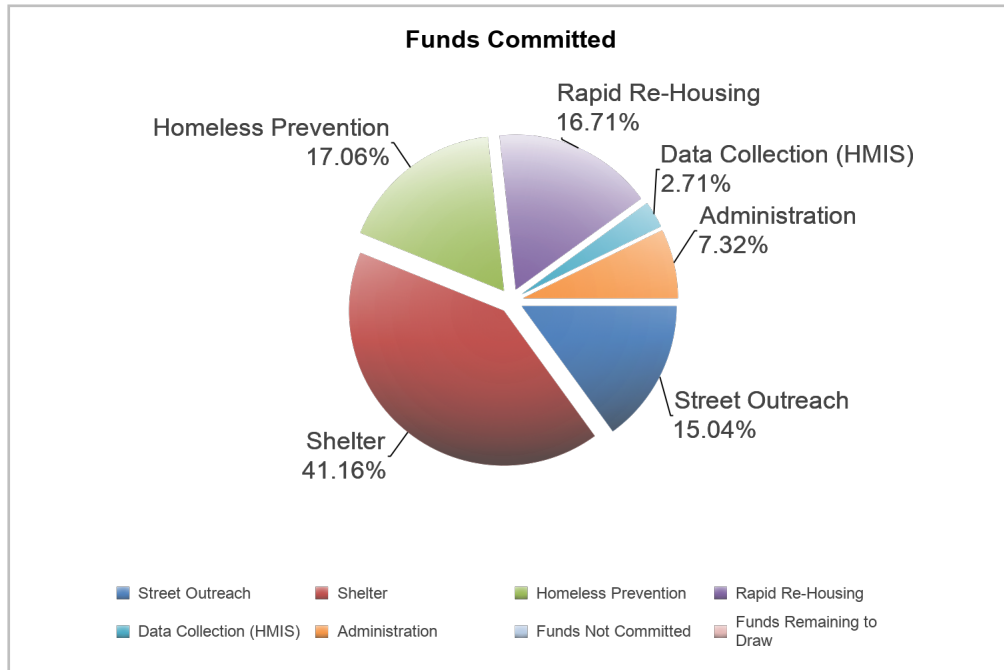
LAREDO, TX  
 2023

**ESG Program Level Summary**

Grant Number	Total Grant Amount	Total Funds Committed	Total Funds Available to Commit	% of Grant Funds Not Committed	Grant Funds Drawn	% of Grant Funds Drawn	Available to Draw	% Remaining to Draw
E23MC480505	\$299,176.00	\$299,176.00	\$0.00	0.00%	\$112,884.27	37.73%	\$186,291.73	62.27%

**ESG Program Components**

Activity Type	Total Committed to Activities	% of Grant Committed	Drawn Amount	% of Grant Drawn
Street Outreach	\$45,000.00	15.04%	\$17,927.26	5.99%
Shelter	\$123,139.00	41.16%	\$59,032.84	19.73%
Homeless Prevention	\$51,037.00	17.06%	\$10,565.17	3.53%
Rapid Re-Housing	\$50,000.00	16.71%	\$8,351.34	2.79%
Data Collection (HMIS)	\$8,100.00	2.71%	\$6,600.00	2.21%
Administration	\$21,900.00	7.32%	\$10,407.66	3.48%
Funds Not Committed	\$0.00	0.00%	\$0.00	0.00%
Funds Remaining to Draw	\$0.00	0.00%	\$186,291.73	62.27%
<b>Total</b>	<b>\$299,176.00</b>	<b>100.00%</b>	<b>\$299,176.00</b>	<b>100.00%</b>





U.S. Department of Housing and Urban Development  
 Office of Community Planning and Development  
 Integrated Disbursement and Information System  
 PR91 - ESG Financial Summary

DATE: 10-01-24  
 TIME: 10:23  
 PAGE: 2

LAREDO, TX  
 2023

**24-Month Grant Expenditure Deadline**

All of the recipient's grant must be expended for eligible activity costs within 24 months after the date HUD signs the grant agreement with the recipient. Expenditure means either an actual cash disbursement for a direct charge for a good or service or an indirect cost or the accrual of a direct charge for a good or service or an indirect cost. This report uses draws in IDIS to measure expenditures. HUD allocated Fiscal Year 2011 ESG funds in two allocations. For FY2011, this Obligation Date is the date of the first allocation. This report does not list the Obligation Date, does not calculate the Expenditure Deadline, and does not track the Days Remaining for the FY 2011 second allocation.

**Grant Amount: \$299,176.00**

Grant Number	Draws to Date	HUD Obligation Date	Expenditure Deadline	Days Remaining to Meet Requirement Date	Expenditures Required
E23MC480505	\$112,884.27	11/02/2023	11/02/2025	397	\$186,291.73

**60% Cap on Emergency Shelter and Street Outreach**

The cap refers to the total amount of the recipient's fiscal year grant, allowed for emergency shelter and street outreach activities, is capped at 60 percent. This amount cannot exceed the greater of: (1) 60% of the overall grant for the year; or, (2) the amount of Fiscal Year 2010 ESG funds committed for homeless assistance activities. (Note: the HESG-CV grants are currently exempt from the 60% funding cap restrictions.)

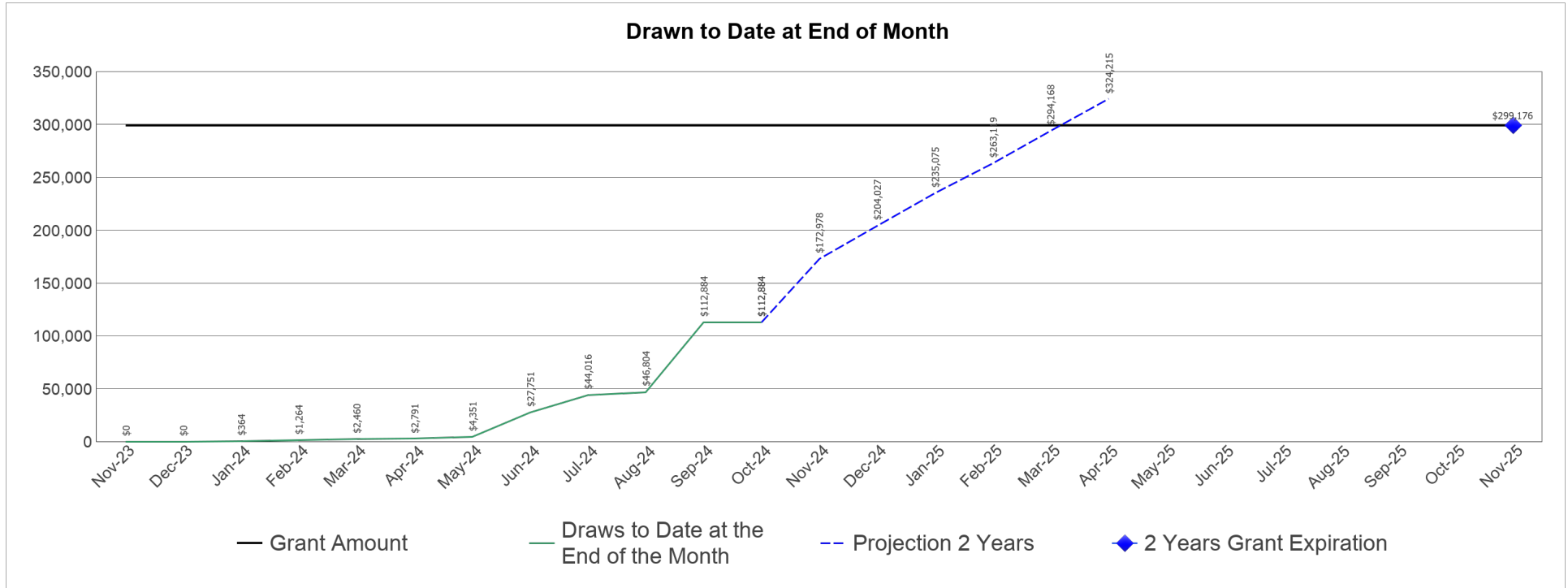
Amount Committed to Shelter	Amount Committed to Street Outreach	Total Amount Committed to Shelter and Street Outreach	% Committed to Shelter and Street Outreach	2010 Funds Committed to Homeless Assistance Activities	Total Drawn for Shelter and Street Outreach	% Drawn for Shelter and Street Outreach
\$123,139.00	\$45,000.00	\$168,139.00	56.20%	\$123,618.00	\$76,960.10	25.72%



LAREDO, TX  
 2023

**ESG Draws By Month (at the total grant level):**

Grant Amount: 299,176.00



**ESG Draws By Quarter (at the total grant level):**

Quarter End Date	Draws for the Quarter	Draws to Date at the End of the Quarter	% Drawn for the Quarter	% Drawn to Date at End of Quarter
12/31/2023	\$0.00	\$0.00	0.00%	0.00%
03/31/2024	\$2,460.32	\$2,460.32	0.82%	0.82%
06/30/2024	\$25,290.82	\$27,751.14	8.45%	9.28%
09/30/2024	\$85,133.13	\$112,884.27	28.46%	37.73%
12/31/2024	\$0.00	\$112,884.27	0.00%	37.73%



U.S. Department of Housing and Urban Development  
 Office of Community Planning and Development  
 Integrated Disbursement and Information System  
 PR91 - ESG Financial Summary

DATE: 10-01-24  
 TIME: 10:23  
 PAGE: 4

LAREDO, TX  
 2023

**ESG Subrecipient Commitments and Draws by Activity Category :**

Subrecipient	Activity Type	Committed	Drawn
LAREDO	Street Outreach	\$8,000.00	\$1,138.67
	Data Collection (HMIS)	\$900.00	\$900.00
	Administration	\$21,900.00	\$10,407.66
	Total	\$30,800.00	\$12,446.33
	Total Remaining to be Drawn	\$0.00	\$18,353.67
	Percentage Remaining to be Drawn	\$0.00	59.59%
Bethany House of Laredo	Street Outreach	\$16,000.00	\$15,693.34
	Shelter	\$83,139.00	\$59,032.84
	Homeless Prevention	\$31,000.00	\$10,565.17
	Rapid Re-Housing	\$50,000.00	\$8,351.34
	Data Collection (HMIS)	\$5,700.00	\$5,700.00
	Total	\$185,839.00	\$99,342.69
	Total Remaining to be Drawn	\$0.00	\$86,496.31
Percentage Remaining to be Drawn	\$0.00	46.54%	
Casa de Misericordia	Shelter	\$40,000.00	\$0.00
	Total	\$40,000.00	\$0.00
	Total Remaining to be Drawn	\$0.00	\$40,000.00
	Percentage Remaining to be Drawn	\$0.00	100.00%
Catholic Charities of the Diocese of Laredo	Homeless Prevention	\$20,037.00	\$0.00
	Data Collection (HMIS)	\$1,500.00	\$0.00
	Total	\$21,537.00	\$0.00
	Total Remaining to be Drawn	\$0.00	\$21,537.00
Percentage Remaining to be Drawn	\$0.00	100.00%	
Serving Children and Adults in Need (SCAN)	Street Outreach	\$21,000.00	\$1,095.25
	Total	\$21,000.00	\$1,095.25
	Total Remaining to be Drawn	\$0.00	\$19,904.75
	Percentage Remaining to be Drawn	\$0.00	94.78%



U.S. Department of Housing and Urban Development  
Office of Community Planning and Development  
Integrated Disbursement and Information System  
PR91 - ESG Financial Summary

DATE: 10-01-24  
TIME: 10:23  
PAGE: 5

LAREDO, TX  
2023

**ESG Subrecipients by Activity Category**

Activity Type	Subrecipient
Street Outreach	LAREDO
	Bethany House of Laredo
	Serving Children and Adults in Need (SCAN)
Shelter	Bethany House of Laredo
	Casa de Misericordia
Homeless Prevention	Bethany House of Laredo
	Catholic Charities of the Diocese of Laredo
Rapid Re-Housing	Bethany House of Laredo
Data Collection (HMIS)	LAREDO
	Bethany House of Laredo
	Catholic Charities of the Diocese of Laredo
Administration	LAREDO

**Attachment 3**  
**THN Letter**  
**(AFTER COMMENT PERIOD)**



U.S. Department of Housing and Urban Development  
 Office of Community Planning and Development  
 Integrated Disbursement and Information System  
 CDBG Summary of Accomplishments  
 Program Year: 2023

DATE: 11-01-24  
 TIME: 11:41  
 PAGE: 1

LAREDO

Count of CDBG Activities with Disbursements by Activity Group & Matrix Code

Activity Group	Activity Category	Open Count	Open Activities Disbursed	Completed Count	Completed Activities Disbursed	Program Year Count	Total Activities Disbursed
Acquisition	Acquisition of Real Property (01)	1	\$0.00	0	\$0.00	1	\$0.00
	Total Acquisition	1	\$0.00	0	\$0.00	1	\$0.00
Housing	Rehab; Single-Unit Residential (14A)	3	\$62,740.00	21	\$223,006.00	24	\$285,746.00
	Rehab; Multi-Unit Residential (14B)	1	\$1,290,450.44	0	\$0.00	1	\$1,290,450.44
	Rehabilitation Administration (14H)	2	\$244,143.23	2	\$0.00	4	\$244,143.23
	Code Enforcement (15)	1	\$483,399.96	1	\$0.00	2	\$483,399.96
	Total Housing	7	\$2,080,733.63	24	\$223,006.00	31	\$2,303,739.63
Public Facilities and Improvements	Parks, Recreational Facilities (03F)	4	\$18,911.70	3	\$162,876.64	7	\$181,788.34
	Parking Facilities (03G)	2	\$0.00	0	\$0.00	2	\$0.00
	Water/Sewer Improvements (03J)	1	\$8,714.01	0	\$0.00	1	\$8,714.01
	Street Improvements (03K)	3	\$28,785.95	1	\$0.00	4	\$28,785.95
	Sidewalks (03L)	3	\$232,164.20	2	\$68,120.35	5	\$300,284.55
	Total Public Facilities and Improvements	13	\$288,575.86	6	\$230,996.99	19	\$519,572.85
Public Services	Operating Costs of Homeless/AIDS Patients Programs (03T)	0	\$0.00	2	\$440,000.00	2	\$440,000.00
	Other Public Services Not Listed in 05A-05Y, 03T (05Z)	1	\$32,381.65	1	\$0.00	2	\$32,381.65
	Total Public Services	1	\$32,381.65	3	\$440,000.00	4	\$472,381.65
General Administration and Planning	General Program Administration (21A)	1	\$519,864.58	1	\$0.00	2	\$519,864.58
	Total General Administration and Planning	1	\$519,864.58	1	\$0.00	2	\$519,864.58
Grand Total		23	\$2,921,555.72	34	\$894,002.99	57	\$3,815,558.71



U.S. Department of Housing and Urban Development  
 Office of Community Planning and Development  
 Integrated Disbursement and Information System  
 CDBG Summary of Accomplishments  
 Program Year: 2023

DATE: 11-01-24  
 TIME: 11:41  
 PAGE: 2

LAREDO

CDBG Sum of Actual Accomplishments by Activity Group and Accomplishment Type

Activity Group	Matrix Code	Accomplishment Type	Open Count	Completed Count	Program Year Totals
Acquisition	Acquisition of Real Property (01)	Housing Units	0	0	0
	Total Acquisition		0	0	0
Housing	Rehab; Single-Unit Residential (14A)	Housing Units	1	21	22
	Rehab; Multi-Unit Residential (14B)	Housing Units	0	0	0
	Rehabilitation Administration (14H)	Housing Units	1	2	3
	Code Enforcement (15)	Persons	142,935	142,935	285,870
	Total Housing		142,937	142,958	285,895
Public Facilities and Improvements	Parks, Recreational Facilities (03F)	Public Facilities	0	50,065	50,065
	Parking Facilities (03G)	Public Facilities	0	0	0
	Water/Sewer Improvements (03J)	Persons	0	0	0
	Street Improvements (03K)	Persons	6,140	22,710	28,850
	Sidewalks (03L)	Persons	0	0	0
		Public Facilities	0	20,115	20,115
	Total Public Facilities and Improvements		6,140	92,890	99,030
Public Services	Operating Costs of Homeless/AIDS Patients Programs (03T)	Persons	0	101	101
	Other Public Services Not Listed in 05A-05Y, 03T (05Z)	Persons	138,545	140,190	278,735
	Total Public Services		138,545	140,291	278,836
Grand Total			287,622	376,139	663,761



LAREDO

CDBG Beneficiaries by Racial / Ethnic Category

Housing-Non Housing	Race	Total Persons	Total Hispanic Persons	Total Households	Total Hispanic Households
Housing	White	0	0	25	21
	Total Housing	0	0	25	21
Non Housing	White	101	81	0	0
	Total Non Housing	101	81	0	0
Grand Total	White	101	81	25	21
	Total Grand Total	101	81	25	21



LAREDO

CDBG Beneficiaries by Income Category [\(Click here to view activities\)](#)

	Income Levels	Owner Occupied	Renter Occupied	Persons
Housing	Extremely Low (<=30%)	5	0	0
	Low (>30% and <=50%)	10	0	0
	Mod (>50% and <=80%)	3	0	0
	Total Low-Mod	18	0	0
	Non Low-Mod (>80%)	0	0	0
	Total Beneficiaries	18	0	0
Non Housing	Extremely Low (<=30%)	0	0	1
	Low (>30% and <=50%)	0	0	0
	Mod (>50% and <=80%)	0	0	0
	Total Low-Mod	0	0	1
	Non Low-Mod (>80%)	0	0	0
	Total Beneficiaries	0	0	1



U.S. Department of Housing and Urban Development  
Office of Community Planning and Development  
Integrated Disbursement and Information System  
HOME Summary of Accomplishments

DATE: 11-01-24  
TIME: 11:42  
PAGE: 1

Program Year: 2023  
Start Date 01-Oct-2023 - End Date 30-Sep-2024  
LAREDO  
Home Disbursements and Unit Completions

<b>Activity Type</b>	<b>Disbursed Amount</b>	<b>Units Completed</b>	<b>Units Occupied</b>
Rentals	\$1,267,250.00	7	7
TBRA Families	\$453,144.00	104	104
First Time Homebuyers	\$127,763.41	3	3
Total, Rentals and TBRA	\$1,720,394.00	111	111
Total, Homebuyers and Homeowners	\$127,763.41	3	3
<b>Grand Total</b>	<b>\$1,848,157.41</b>	<b>114</b>	<b>114</b>



Program Year: 2023

Start Date 01-Oct-2023 - End Date 30-Sep-2024

LAREDO

Home Unit Completions by Percent of Area Median Income

Activity Type	Units Completed				
	0% - 30%	31% - 50%	61% - 80%	Total 0% - 60%	Total 0% - 80%
Rentals	4	3	0	7	7
TBRA Families	96	8	0	104	104
First Time Homebuyers	0	0	3	0	3
Total, Rentals and TBRA	100	11	0	111	111
Total, Homebuyers and Homeowners	0	0	3	0	3
Grand Total	100	11	3	111	114

Home Unit Reported As Vacant

Activity Type	Reported as Vacant
Rentals	0
TBRA Families	0
First Time Homebuyers	0
Total, Rentals and TBRA	0
Total, Homebuyers and Homeowners	0
Grand Total	0



Program Year: 2023

Start Date 01-Oct-2023 - End Date 30-Sep-2024

LAREDO

Home Unit Completions by Racial / Ethnic Category

	Rentals		TBRA Families		First Time Homebuyers	
	Units Completed	Units Completed - Hispanics	Units Completed	Units Completed - Hispanics	Units Completed	Units Completed - Hispanics
White	7	7	104	101	3	3
Total	7	7	104	101	3	3

	Total, Rentals and TBRA		Total, Homebuyers and Homeowners		Grand Total	
	Units Completed	Units Completed - Hispanics	Units Completed	Units Completed - Hispanics	Units Completed	Units Completed - Hispanics
White	111	108	3	3	114	111
Total	111	108	3	3	114	111



Office of Community Planning and Development  
 U.S. Department of Housing and Urban Development  
 Integrated Disbursement and Information System  
 PR26 - CDBG Financial Summary Report  
 Program Year 2023  
 LAREDO , TX

DATE: 11-19-24  
 TIME: 9:34  
 PAGE: 1

PART I : SUMMARY OF CDBG RESOURCES

01 UNEXPENDED CDBG FUNDS AT END OF PREVIOUS PROGRAM YEAR	4,340,033.21
02 ENTITLEMENT GRANT	3,228,384.00
03 SURPLUS URBAN RENEWAL	0.00
04 SECTION 108 GUARANTEED LOAN FUNDS	0.00
05 CURRENT YEAR PROGRAM INCOME	59,580.68
05a CURRENT YEAR SECTION 108 PROGRAM INCOME (FOR SI TYPE)	0.00
06 FUNDS RETURNED TO THE LINE-OF-CREDIT	0.00
06a FUNDS RETURNED TO THE LOCAL CDBG ACCOUNT	0.00
07 ADJUSTMENT TO COMPUTE TOTAL AVAILABLE	0.00
08 TOTAL AVAILABLE (SUM, LINES 01-07)	7,627,997.89

PART II : SUMMARY OF CDBG EXPENDITURES

09 DISBURSEMENTS OTHER THAN SECTION 108 REPAYMENTS AND PLANNING/ADMINISTRATION	3,354,486.96
10 ADJUSTMENT TO COMPUTE TOTAL AMOUNT SUBJECT TO LOW/MOD BENEFIT	0.00
11 AMOUNT SUBJECT TO LOW/MOD BENEFIT (LINE 09 + LINE 10)	3,354,486.96
12 DISBURSED IN IDIS FOR PLANNING/ADMINISTRATION	562,935.77
13 DISBURSED IN IDIS FOR SECTION 108 REPAYMENTS	0.00
14 ADJUSTMENT TO COMPUTE TOTAL EXPENDITURES	0.00
15 TOTAL EXPENDITURES (SUM, LINES 11-14)	3,917,422.73
16 UNEXPENDED BALANCE (LINE 08 - LINE 15)	3,710,575.16

PART III : LOWMOD BENEFIT THIS REPORTING PERIOD

17 EXPENDED FOR LOW/MOD HOUSING IN SPECIAL AREAS	0.00
18 EXPENDED FOR LOW/MOD MULTI-UNIT HOUSING	1,290,450.44
19 DISBURSED FOR OTHER LOW/MOD ACTIVITIES	2,064,036.52
20 ADJUSTMENT TO COMPUTE TOTAL LOW/MOD CREDIT	0.00
21 TOTAL LOW/MOD CREDIT (SUM, LINES 17-20)	3,354,486.96
22 PERCENT LOW/MOD CREDIT (LINE 21/LINE 11)	100.00%

LOW/MOD BENEFIT FOR MULTI-YEAR CERTIFICATIONS

23 PROGRAM YEARS(PY) COVERED IN CERTIFICATION	PY: PY: PY:
24 CUMULATIVE NET EXPENDITURES SUBJECT TO LOW/MOD BENEFIT CALCULATION	0.00
25 CUMULATIVE EXPENDITURES BENEFITING LOW/MOD PERSONS	0.00
26 PERCENT BENEFIT TO LOW/MOD PERSONS (LINE 25/LINE 24)	0.00%

PART IV: PUBLIC SERVICE (PS) CAP CALCULATIONS

27 DISBURSED IN IDIS FOR PUBLIC SERVICES	475,155.25
28 PS UNLIQUIDATED OBLIGATIONS AT END OF CURRENT PROGRAM YEAR	0.00
29 PS UNLIQUIDATED OBLIGATIONS AT END OF PREVIOUS PROGRAM YEAR	0.00
30 ADJUSTMENT TO COMPUTE TOTAL PS OBLIGATIONS	0.00
31 TOTAL PS OBLIGATIONS (LINE 27 + LINE 28 - LINE 29 + LINE 30)	475,155.25
32 ENTITLEMENT GRANT	3,228,384.00
33 PRIOR YEAR PROGRAM INCOME	56,077.44
34 ADJUSTMENT TO COMPUTE TOTAL SUBJECT TO PS CAP	0.00
35 TOTAL SUBJECT TO PS CAP (SUM, LINES 32-34)	3,284,461.44
36 PERCENT FUNDS OBLIGATED FOR PS ACTIVITIES (LINE 31/LINE 35)	14.47%

PART V: PLANNING AND ADMINISTRATION (PA) CAP

37 DISBURSED IN IDIS FOR PLANNING/ADMINISTRATION	562,935.77
38 PA UNLIQUIDATED OBLIGATIONS AT END OF CURRENT PROGRAM YEAR	0.00
39 PA UNLIQUIDATED OBLIGATIONS AT END OF PREVIOUS PROGRAM YEAR	0.00
40 ADJUSTMENT TO COMPUTE TOTAL PA OBLIGATIONS	0.00
41 TOTAL PA OBLIGATIONS (LINE 37 + LINE 38 - LINE 39 +LINE 40)	562,935.77
42 ENTITLEMENT GRANT	3,228,384.00
43 CURRENT YEAR PROGRAM INCOME	59,580.68
44 ADJUSTMENT TO COMPUTE TOTAL SUBJECT TO PA CAP	0.00
45 TOTAL SUBJECT TO PA CAP (SUM, LINES 42-44)	3,287,964.68
46 PERCENT FUNDS OBLIGATED FOR PA ACTIVITIES (LINE 41/LINE 45)	17.12%



Office of Community Planning and Development  
 U.S. Department of Housing and Urban Development  
 Integrated Disbursement and Information System  
 PR26 - CDBG Financial Summary Report  
 Program Year 2023  
 LAREDO , TX

DATE: 11-19-24  
 TIME: 9:34  
 PAGE: 2

LINE 17 DETAIL: ACTIVITIES TO CONSIDER IN DETERMINING THE AMOUNT TO ENTER ON LINE 17

No data returned for this view. This might be because the applied filter excludes all data.

LINE 18 DETAIL: ACTIVITIES TO CONSIDER IN DETERMINING THE AMOUNT TO ENTER ON LINE 18

Plan Year	IDIS Project	IDIS	Activity	Activity Name	Matrix Code	National Objective	Drawn Amount
2019	8	3385		Southern Hotel Rental Rehabilitation Program	14B	LMH	\$1,290,450.44
					14B	Matrix Code	\$1,290,450.44
Total							\$1,290,450.44

LINE 19 DETAIL: ACTIVITIES INCLUDED IN THE COMPUTATION OF LINE 19

Plan Year	IDIS Project	IDIS Activity	Voucher Number	Activity Name	Matrix Code	National Objective	Drawn Amount
2020	16	3668	6905451	District 7 Park Facility	03F	LMA	\$2,600.00
2020	16	3668	6921297	District 7 Park Facility	03F	LMA	\$14,925.00
2021	35	3712	6929010	CDBG Maria E. Benavides Restrooms	03F	LMA	\$660.00
2022	31	3642	6863465	CDBG Vietnam Veterans Plaza	03F	LMA	\$52,290.00
2022	31	3642	6873211	CDBG Vietnam Veterans Plaza	03F	LMA	\$24,710.00
2022	35	3665	6914179	Los Martinez Park - Walking Trails	03F	LMA	\$726.70
2022	36	3666	6863465	La Ladrillera Park Imp	03F	LMA	\$5,800.00
2023	18	3654	6863465	CDBG Arturo Benavides Splash Pad	03F	LMA	\$66,404.24
2023	18	3654	6921297	CDBG Arturo Benavides Splash Pad	03F	LMA	\$13,672.40
					03F	Matrix Code	\$181,788.34
2023	8	3699	6887499	Three Points Village Subdivision Project	03J	LMA	\$1,544.71
2023	8	3699	6921022	Three Points Village Subdivision Project	03J	LMA	\$5,819.30
2023	8	3699	6921297	Three Points Village Subdivision Project	03J	LMA	\$1,350.00
					03J	Matrix Code	\$8,714.01
2021	34	3601	6909964	El Eden I-Net Fiber Optic	03K	LMA	\$24,575.95
2022	30	3626	6895033	CDBG District 3 Beautification	03K	LMA	\$4,210.00
					03K	Matrix Code	\$28,785.95
2020	34	3657	6870601	District 1 sidewalk (La Pita Mangana)	03L	LMA	\$6,550.00
2020	34	3657	6881619	District 1 sidewalk (La Pita Mangana)	03L	LMA	\$57,302.55
2020	34	3657	6921022	District 1 sidewalk (La Pita Mangana)	03L	LMA	\$1,155.00
2020	34	3657	6935553	District 1 sidewalk (La Pita Mangana)	03L	LMA	\$11,502.45
2020	34	3657	6944617	District 1 sidewalk (La Pita Mangana)	03L	LMA	\$13,028.25
2020	34	3657	6944653	District 1 sidewalk (La Pita Mangana)	03L	LMA	\$8,756.75
2022	11	3656	6852382	Santa Fe sidewalk	03L	LMA	\$49,920.00
2022	18	3667	6914179	CDBG Poggenphol Sidewalks	03L	LMA	\$726.70
2022	34	3664	6870601	District 3 sidewalks (Marcella St)	03L	LMA	\$114,522.75
2022	34	3664	6881619	District 3 sidewalks (Marcella St)	03L	LMA	\$12,724.75
2022	34	3664	6895043	District 3 sidewalks (Marcella St)	03L	LMA	\$3,320.00
2022	34	3664	6905458	District 3 sidewalks (Marcella St)	03L	LMA	\$425.00
2022	34	3664	6914173	District 3 sidewalks (Marcella St)	03L	LMA	\$1,470.00
2022	34	3664	6935553	District 3 sidewalks (Marcella St)	03L	LMA	\$680.00
2022	39	3694	6860425	District 8 Sidewalk - Market	03L	LMA	\$8,552.50
2022	39	3694	6863465	District 8 Sidewalk - Market	03L	LMA	\$3,992.50
2022	39	3694	6881619	District 8 Sidewalk - Market	03L	LMA	\$3,106.90
2022	39	3694	6887499	District 8 Sidewalk - Market	03L	LMA	\$2,548.45
					03L	Matrix Code	\$300,284.55
2023	6	3708	6921297	Public Service - Bethany House Expansion	03T	LMC	\$22,287.72
2023	6	3708	6935553	Public Service - Bethany House Expansion	03T	LMC	\$25,105.62
2023	6	3708	6944653	Public Service - Bethany House Expansion	03T	LMC	\$392,606.66
					03T	Matrix Code	\$440,000.00
2023	5	3683	6852384	Graffiti Removal Program (2023)	05Z	LMA	\$2,235.29
2023	5	3683	6860430	Graffiti Removal Program (2023)	05Z	LMA	\$2,630.15
2023	5	3683	6863467	Graffiti Removal Program (2023)	05Z	LMA	\$3,664.21
2023	5	3683	6869548	Graffiti Removal Program (2023)	05Z	LMA	\$2,169.84
2023	5	3683	6873212	Graffiti Removal Program (2023)	05Z	LMA	\$1,092.81
2023	5	3683	6873214	Graffiti Removal Program (2023)	05Z	LMA	\$229.71
2023	5	3683	6881628	Graffiti Removal Program (2023)	05Z	LMA	\$1,336.55
2023	5	3683	6886865	Graffiti Removal Program (2023)	05Z	LMA	\$1,083.22
2023	5	3683	6895038	Graffiti Removal Program (2023)	05Z	LMA	\$1,741.87
2023	5	3683	6895050	Graffiti Removal Program (2023)	05Z	LMA	\$1,090.38



Office of Community Planning and Development  
 U.S. Department of Housing and Urban Development  
 Integrated Disbursement and Information System

DATE: 11-19-24  
 TIME: 9:34  
 PAGE: 3

PR26 - CDBG Financial Summary Report

Program Year 2023

LAREDO, TX

Plan Year	IDIS Project	IDIS Activity	Voucher Number	Activity Name	Matrix Code	National Objective	Drawn Amount
2023	5	3683	6905453	Graffiti Removal Program (2023)	05Z	LMA	\$1,345.25
2023	5	3683	6905460	Graffiti Removal Program (2023)	05Z	LMA	\$1,091.83
2023	5	3683	6909970	Graffiti Removal Program (2023)	05Z	LMA	\$2,194.51
2023	5	3683	6914171	Graffiti Removal Program (2023)	05Z	LMA	\$438.34
2023	5	3683	6914181	Graffiti Removal Program (2023)	05Z	LMA	\$38.78
2023	5	3683	6914183	Graffiti Removal Program (2023)	05Z	LMA	\$1,167.86
2023	5	3683	6921031	Graffiti Removal Program (2023)	05Z	LMA	\$1,140.09
2023	5	3683	6921292	Graffiti Removal Program (2023)	05Z	LMA	\$145.56
2023	5	3683	6921298	Graffiti Removal Program (2023)	05Z	LMA	\$1,487.29
2023	5	3683	6929012	Graffiti Removal Program (2023)	05Z	LMA	\$1,596.13
2023	5	3683	6935551	Graffiti Removal Program (2023)	05Z	LMA	\$412.44
2023	5	3683	6935554	Graffiti Removal Program (2023)	05Z	LMA	\$1,509.24
2023	5	3683	6944643	Graffiti Removal Program (2023)	05Z	LMA	\$1,457.90
2023	5	3683	6944656	Graffiti Removal Program (2023)	05Z	LMA	\$1,082.40
2023	5	3683	6963450	Graffiti Removal Program (2023)	05Z	LMA	\$2,773.60
							\$35,155.25
2022	3	3606	6860428	HRL-4466 J&EM	14A	LMH	\$42.00
2022	3	3672	6860425	HRL-4520 LZ	14A	LMH	\$9,144.00
2022	3	3672	6870601	HRL-4520 LZ	14A	LMH	\$9,805.00
2022	3	3672	6881619	HRL-4520 LZ	14A	LMH	\$26.00
2022	3	3672	6895043	HRL-4520 LZ	14A	LMH	\$37.00
2023	3	3673	6860425	HRL-4475 RM	14A	LMH	\$54.00
2023	3	3673	6870601	HRL-4475 RM	14A	LMH	\$35,055.00
2023	3	3673	6881619	HRL-4475 RM	14A	LMH	\$26.00
2023	3	3673	6905451	HRL-4475 RM	14A	LMH	\$4,775.00
2023	3	3673	6914179	HRL-4475 RM	14A	LMH	\$37.00
2023	3	3679	6860425	LG-4523 E&MG	14A	LMH	\$14,535.00
2023	3	3695	6881619	LG-4603 J&EDA	14A	LMH	\$13,955.00
2023	3	3696	6881619	LG-4601 JM	14A	LMH	\$8,500.00
2023	3	3700	6895043	LG-4605 MEG	14A	LMH	\$14,700.00
2023	3	3701	6905451	HRL-4525 R&AT	14A	LMH	\$135.00
2023	3	3701	6914179	HRL-4525 R&AT	14A	LMH	\$33,480.00
2023	3	3701	6929010	HRL-4525 R&AT	14A	LMH	\$11,295.00
2023	3	3701	6944617	HRL-4525 R&AT	14A	LMH	\$4,975.00
2023	3	3702	6905451	LG-4606 SJRPF	14A	LMH	\$13,600.00
2023	3	3703	6905451	LG-4604 JL&AC	14A	LMH	\$15,000.00
2023	3	3705	6909964	LG-4602 J&EE	14A	LMH	\$11,275.00
2023	3	3706	6914179	LG-4607 A&RV	14A	LMH	\$14,635.00
2023	3	3707	6914179	LG-4526 BG	14A	LMH	\$14,305.00
2023	3	3709	6921297	LG-4610 JPM&YC	14A	LMH	\$14,000.00
2023	3	3710	6929010	HRL-4608 F&MAC	14A	LMH	\$8,955.00
2023	3	3711	6935548	LG-4611 O&MH	14A	LMH	\$5,800.00
2023	3	3711	6935553	LG-4611 O&MH	14A	LMH	\$8,800.00
2023	3	3713	6944617	RL-4609 AG	14A	LMH	\$3,900.00
2023	3	3717	6946626	LG-4614 AR	14A	LMH	\$14,900.00
							\$285,746.00
2023	2	3681	6852384	Housing Rehabilitation Administration (2023)	14H	LMH	\$10,971.66
2023	2	3681	6860430	Housing Rehabilitation Administration (2023)	14H	LMH	\$23,516.46
2023	2	3681	6863467	Housing Rehabilitation Administration (2023)	14H	LMH	\$30,497.32
2023	2	3681	6869548	Housing Rehabilitation Administration (2023)	14H	LMH	\$20,156.08
2023	2	3681	6873212	Housing Rehabilitation Administration (2023)	14H	LMH	\$9,571.51
2023	2	3681	6873214	Housing Rehabilitation Administration (2023)	14H	LMH	\$4,437.22
2023	2	3681	6881628	Housing Rehabilitation Administration (2023)	14H	LMH	\$9,402.85
2023	2	3681	6886865	Housing Rehabilitation Administration (2023)	14H	LMH	\$8,166.04
2023	2	3681	6895038	Housing Rehabilitation Administration (2023)	14H	LMH	\$9,851.79
2023	2	3681	6895050	Housing Rehabilitation Administration (2023)	14H	LMH	\$12,960.26
2023	2	3681	6905453	Housing Rehabilitation Administration (2023)	14H	LMH	\$8,382.45
2023	2	3681	6905460	Housing Rehabilitation Administration (2023)	14H	LMH	\$11,455.80
2023	2	3681	6909970	Housing Rehabilitation Administration (2023)	14H	LMH	\$14,754.97
2023	2	3681	6914171	Housing Rehabilitation Administration (2023)	14H	LMH	\$1,860.84
2023	2	3681	6914181	Housing Rehabilitation Administration (2023)	14H	LMH	\$897.32
2023	2	3681	6914183	Housing Rehabilitation Administration (2023)	14H	LMH	\$8,148.65
2023	2	3681	6921031	Housing Rehabilitation Administration (2023)	14H	LMH	\$7,775.11
2023	2	3681	6921292	Housing Rehabilitation Administration (2023)	14H	LMH	\$911.75
2023	2	3681	6921298	Housing Rehabilitation Administration (2023)	14H	LMH	\$7,569.27
2023	2	3681	6929012	Housing Rehabilitation Administration (2023)	14H	LMH	\$7,318.13
2023	2	3681	6935551	Housing Rehabilitation Administration (2023)	14H	LMH	\$2,553.09
2023	2	3681	6935554	Housing Rehabilitation Administration (2023)	14H	LMH	\$7,437.27
2023	2	3681	6944643	Housing Rehabilitation Administration (2023)	14H	LMH	\$12,865.64
2023	2	3681	6944656	Housing Rehabilitation Administration (2023)	14H	LMH	\$9,767.56
2023	2	3681	6963450	Housing Rehabilitation Administration (2023)	14H	LMH	\$23,077.54



Office of Community Planning and Development  
 U.S. Department of Housing and Urban Development  
 Integrated Disbursement and Information System  
 PR26 - CDBG Financial Summary Report

DATE: 11-19-24  
 TIME: 9:34  
 PAGE: 4

Program Year 2023  
 LAREDO , TX

Plan Year	IDIS Project	IDIS Activity	Voucher Number	Activity Name	Matrix Code	National Objective	Drawn Amount
2023	9	3685	6873208	Housing Rehabilitation Revolving Loan Administration (2023)	14H	LMH	\$742.07
2023	9	3685	6905461	Housing Rehabilitation Revolving Loan Administration (2023)	14H	LMH	\$2.90
2023	9	3685	6914185	Housing Rehabilitation Revolving Loan Administration (2023)	14H	LMH	\$6.00
2023	9	3685	6946623	Housing Rehabilitation Revolving Loan Administration (2023)	14H	LMH	\$1,403.33
2023	9	3685	6946626	Housing Rehabilitation Revolving Loan Administration (2023)	14H	LMH	\$759.89
					14H	Matrix Code	\$267,220.77
2023	4	3682	6852384	Code Enforcement (2023)	15	LMA	\$17,729.30
2023	4	3682	6860430	Code Enforcement (2023)	15	LMA	\$37,556.08
2023	4	3682	6863467	Code Enforcement (2023)	15	LMA	\$53,579.14
2023	4	3682	6869548	Code Enforcement (2023)	15	LMA	\$41,847.30
2023	4	3682	6873212	Code Enforcement (2023)	15	LMA	\$17,978.61
2023	4	3682	6873214	Code Enforcement (2023)	15	LMA	\$5,689.09
2023	4	3682	6881628	Code Enforcement (2023)	15	LMA	\$22,440.26
2023	4	3682	6886865	Code Enforcement (2023)	15	LMA	\$14,745.29
2023	4	3682	6895033	Code Enforcement (2023)	15	LMA	\$39,905.00
2023	4	3682	6895038	Code Enforcement (2023)	15	LMA	\$26,498.31
2023	4	3682	6895050	Code Enforcement (2023)	15	LMA	\$13,748.27
2023	4	3682	6905453	Code Enforcement (2023)	15	LMA	\$22,683.99
2023	4	3682	6905460	Code Enforcement (2023)	15	LMA	\$13,547.02
2023	4	3682	6909970	Code Enforcement (2023)	15	LMA	\$35,329.20
2023	4	3682	6914171	Code Enforcement (2023)	15	LMA	\$7,887.80
2023	4	3682	6914181	Code Enforcement (2023)	15	LMA	\$1,440.43
2023	4	3682	6914183	Code Enforcement (2023)	15	LMA	\$12,868.21
2023	4	3682	6921031	Code Enforcement (2023)	15	LMA	\$15,800.63
2023	4	3682	6921292	Code Enforcement (2023)	15	LMA	\$2,448.85
2023	4	3682	6921298	Code Enforcement (2023)	15	LMA	\$12,909.96
2023	4	3682	6929012	Code Enforcement (2023)	15	LMA	\$11,637.10
2023	4	3682	6935551	Code Enforcement (2023)	15	LMA	\$9,048.94
2023	4	3682	6935554	Code Enforcement (2023)	15	LMA	\$12,448.84
2023	4	3682	6944643	Code Enforcement (2023)	15	LMA	\$18,729.78
2023	4	3682	6944656	Code Enforcement (2023)	15	LMA	\$14,902.56
2023	4	3682	6963450	Code Enforcement (2023)	15	LMA	\$32,941.69
					15	Matrix Code	\$516,341.65
Total							\$2,064,036.52

LINE 27 DETAIL: ACTIVITIES INCLUDED IN THE COMPUTATION OF LINE 27

Plan Year	IDIS Project	IDIS Activity	Voucher Number	Activity to prevent, prepare for, and respond to Coronavirus	Activity Name	Grant Number	Fund Type	Matrix Code	National Objective	Drawn Amount
2023	6	3708	6921297	No	Public Service - Bethany House Expansion	B23MC480505	EN	03T	LMC	\$22,287.72
2023	6	3708	6935553	No	Public Service - Bethany House Expansion	B23MC480505	EN	03T	LMC	\$25,105.62
2023	6	3708	6944653	No	Public Service - Bethany House Expansion	B23MC480505	EN	03T	LMC	\$392,606.66
									Matrix Code	\$440,000.00
2023	5	3683	6852384	No	Graffiti Removal Program (2023)	B23MC480505	EN	05Z	LMA	\$2,235.29
2023	5	3683	6860430	No	Graffiti Removal Program (2023)	B23MC480505	EN	05Z	LMA	\$2,630.15
2023	5	3683	6863467	No	Graffiti Removal Program (2023)	B23MC480505	EN	05Z	LMA	\$3,664.21
2023	5	3683	6869548	No	Graffiti Removal Program (2023)	B23MC480505	EN	05Z	LMA	\$2,169.84
2023	5	3683	6873212	No	Graffiti Removal Program (2023)	B23MC480505	EN	05Z	LMA	\$1,092.81
2023	5	3683	6873214	No	Graffiti Removal Program (2023)	B23MC480505	EN	05Z	LMA	\$229.71
2023	5	3683	6881628	No	Graffiti Removal Program (2023)	B23MC480505	EN	05Z	LMA	\$1,336.55
2023	5	3683	6886865	No	Graffiti Removal Program (2023)	B23MC480505	EN	05Z	LMA	\$1,083.22
2023	5	3683	6895038	No	Graffiti Removal Program (2023)	B23MC480505	EN	05Z	LMA	\$1,741.87
2023	5	3683	6895050	No	Graffiti Removal Program (2023)	B23MC480505	EN	05Z	LMA	\$1,090.38
2023	5	3683	6905453	No	Graffiti Removal Program (2023)	B23MC480505	EN	05Z	LMA	\$1,345.25
2023	5	3683	6905460	No	Graffiti Removal Program (2023)	B23MC480505	EN	05Z	LMA	\$1,091.83
2023	5	3683	6909970	No	Graffiti Removal Program (2023)	B23MC480505	EN	05Z	LMA	\$2,194.51
2023	5	3683	6914171	No	Graffiti Removal Program (2023)	B23MC480505	EN	05Z	LMA	\$438.34
2023	5	3683	6914181	No	Graffiti Removal Program (2023)	B23MC480505	EN	05Z	LMA	\$38.78
2023	5	3683	6914183	No	Graffiti Removal Program (2023)	B23MC480505	EN	05Z	LMA	\$1,167.86
2023	5	3683	6921031	No	Graffiti Removal Program (2023)	B23MC480505	EN	05Z	LMA	\$1,140.09
2023	5	3683	6921292	No	Graffiti Removal Program (2023)	B23MC480505	EN	05Z	LMA	\$145.56
2023	5	3683	6921298	No	Graffiti Removal Program (2023)	B23MC480505	EN	05Z	LMA	\$1,487.29
2023	5	3683	6929012	No	Graffiti Removal Program (2023)	B23MC480505	EN	05Z	LMA	\$1,596.13
2023	5	3683	6935551	No	Graffiti Removal Program (2023)	B23MC480505	EN	05Z	LMA	\$412.44
2023	5	3683	6935554	No	Graffiti Removal Program (2023)	B23MC480505	EN	05Z	LMA	\$1,509.24
2023	5	3683	6944643	No	Graffiti Removal Program (2023)	B23MC480505	EN	05Z	LMA	\$1,457.90
2023	5	3683	6944656	No	Graffiti Removal Program (2023)	B23MC480505	EN	05Z	LMA	\$1,082.40



Office of Community Planning and Development  
 U.S. Department of Housing and Urban Development  
 Integrated Disbursement and Information System  
 PR26 - CDBG Financial Summary Report  
 Program Year 2023  
 LAREDO , TX

DATE: 11-19-24  
 TIME: 9:34  
 PAGE: 5

Plan Year	IDIS Project	IDIS Activity	Voucher Number	Activity to prevent, prepare for, and respond to Coronavirus	Activity Name	Grant Number	Fund Type	Matrix Code	National Objective	Drawn Amount
2023	5	3683	6963450	No	Graffiti Removal Program (2023)	B23MC480505	EN	05Z	LMA	\$2,773.60
				No	Activity to prevent, prepare for, and respond to Coronavirus			05Z	Matrix Code	\$35,155.25
<b>Total</b>										<b>\$475,155.25</b>

LINE 37 DETAIL: ACTIVITIES INCLUDED IN THE COMPUTATION OF LINE 37

Plan Year	IDIS Project	IDIS Activity	Voucher Number	Activity Name	Matrix Code	National Objective	Drawn Amount			
2023	1	3680	6852384	Community Development Administration (2023)	21A		\$21,402.85			
2023	1	3680	6860430	Community Development Administration (2023)	21A		\$41,967.41			
2023	1	3680	6863467	Community Development Administration (2023)	21A		\$58,965.31			
2023	1	3680	6869548	Community Development Administration (2023)	21A		\$33,847.39			
2023	1	3680	6873212	Community Development Administration (2023)	21A		\$16,622.13			
2023	1	3680	6873214	Community Development Administration (2023)	21A		\$2,942.64			
2023	1	3680	6881628	Community Development Administration (2023)	21A		\$24,909.72			
2023	1	3680	6886865	Community Development Administration (2023)	21A		\$19,833.29			
2023	1	3680	6895038	Community Development Administration (2023)	21A		\$32,035.38			
2023	1	3680	6895050	Community Development Administration (2023)	21A		\$20,814.07			
2023	1	3680	6905453	Community Development Administration (2023)	21A		\$24,794.57			
2023	1	3680	6905460	Community Development Administration (2023)	21A		\$19,348.02			
2023	1	3680	6909970	Community Development Administration (2023)	21A		\$41,363.38			
2023	1	3680	6914171	Community Development Administration (2023)	21A		\$4,114.75			
2023	1	3680	6914181	Community Development Administration (2023)	21A		\$2,225.54			
2023	1	3680	6914183	Community Development Administration (2023)	21A		\$16,301.96			
2023	1	3680	6921031	Community Development Administration (2023)	21A		\$22,901.91			
2023	1	3680	6921292	Community Development Administration (2023)	21A		\$4,165.51			
2023	1	3680	6921298	Community Development Administration (2023)	21A		\$16,395.83			
2023	1	3680	6929012	Community Development Administration (2023)	21A		\$17,995.40			
2023	1	3680	6935551	Community Development Administration (2023)	21A		\$6,496.02			
2023	1	3680	6935554	Community Development Administration (2023)	21A		\$18,149.81			
2023	1	3680	6944643	Community Development Administration (2023)	21A		\$30,626.38			
2023	1	3680	6944656	Community Development Administration (2023)	21A		\$21,645.31			
2023	1	3680	6963450	Community Development Administration (2023)	21A		\$43,071.19			
<b>Total</b>							21A	Matrix Code	<b>\$562,935.77</b>	
										<b>\$562,935.77</b>



**PART I: SUMMARY OF CDBG-CV RESOURCES**

01 CDBG-CV GRANT	4,430,467.00
02 FUNDS RETURNED TO THE LINE-OF-CREDIT	0.00
03 FUNDS RETURNED TO THE LOCAL CDBG ACCOUNT	0.00
04 TOTAL CDBG-CV FUNDS AWARDED	4,430,467.00

**PART II: SUMMARY OF CDBG-CV EXPENDITURES**

05 DISBURSEMENTS OTHER THAN SECTION 108 REPAYMENTS AND PLANNING/ADMINISTRATION	3,799,281.03
06 DISBURSED IN IDIS FOR PLANNING/ADMINISTRATION	549,332.74
07 DISBURSED IN IDIS FOR SECTION 108 REPAYMENTS	0.00
08 TOTAL EXPENDITURES (SUM, LINES 05 - 07)	4,348,613.77
09 UNEXPENDED BALANCE (LINE 04 - LINE8 )	81,853.23

**PART III: LOWMOD BENEFIT FOR THE CDBG-CV GRANT**

10 EXPENDED FOR LOW/MOD HOUSING IN SPECIAL AREAS	0.00
11 EXPENDED FOR LOW/MOD MULTI-UNIT HOUSING	0.00
12 DISBURSED FOR OTHER LOW/MOD ACTIVITIES	3,791,144.84
13 TOTAL LOW/MOD CREDIT (SUM, LINES 10 - 12)	3,791,144.84
14 AMOUNT SUBJECT TO LOW/MOD BENEFIT (LINE 05)	3,799,281.03
15 PERCENT LOW/MOD CREDIT (LINE 13/LINE 14)	99.79%

**PART IV: PUBLIC SERVICE (PS) CALCULATIONS**

16 DISBURSED IN IDIS FOR PUBLIC SERVICES	2,528,731.03
17 CDBG-CV GRANT	4,430,467.00
18 PERCENT OF FUNDS DISBURSED FOR PS ACTIVITIES (LINE 16/LINE 17)	57.08%

**PART V: PLANNING AND ADMINISTRATION (PA) CAP**

19 DISBURSED IN IDIS FOR PLANNING/ADMINISTRATION	549,332.74
20 CDBG-CV GRANT	4,430,467.00
21 PERCENT OF FUNDS DISBURSED FOR PA ACTIVITIES (LINE 19/LINE 20)	12.40%



LINE 10 DETAIL: ACTIVITIES TO CONSIDER IN DETERMINING THE AMOUNT TO ENTER ON LINE 10

No data returned for this view. This might be because the applied filter excludes all data.

LINE 11 DETAIL: ACTIVITIES TO CONSIDER IN DETERMINING THE AMOUNT TO ENTER ON LINE 11

No data returned for this view. This might be because the applied filter excludes all data.

LINE 12 DETAIL: ACTIVITIES INCLUDED IN THE COMPUTATION OF LINE 12

Plan Year	IDIS Project	IDIS Activity	Voucher Number	Activity Name	Matrix Code	National Objective	Drawn Amount
2019	29	3532	6571939	LE-034	05Q	LMC	\$13,691.79
			6578406	LE-034	05Q	LMC	\$152.65
			6584270	LE-034	05Q	LMC	\$692.91
			6593981	LE-034	05Q	LMC	\$742.20
			6601425	LE-034	05Q	LMC	\$794.30
			6614157	LE-034	05Q	LMC	\$788.19
			6626918	LE-034	05Q	LMC	\$797.94
		3533	6571939	CC-031	05Q	LMC	\$5,133.42
			6578406	CC-031	05Q	LMC	\$446.73
			6584270	CC-031	05Q	LMC	\$1,477.89
			6593981	CC-031	05Q	LMC	\$1,520.66
			6601425	CC-031	05Q	LMC	\$1,293.58
			6614157	CC-031	05Q	LMC	\$1,406.78
			6626918	CC-031	05Q	LMC	\$1,378.00
		3534	6571939	RC-035	05Q	LMC	\$10,842.05
			6578406	RC-035	05Q	LMC	\$113.32
			6584270	RC-035	05Q	LMC	\$1,439.30
			6593981	RC-035	05Q	LMC	\$1,381.39
			6601425	RC-035	05Q	LMC	\$1,377.96
			6626918	RC-035	05Q	LMC	\$2,789.64
		3535	6571939	JG-M036	05Q	LMC	\$10,243.96
			6584270	JG-M036	05Q	LMC	\$1,119.37
			6593981	JG-M036	05Q	LMC	\$896.69
			6601425	JG-M036	05Q	LMC	\$817.20
			6614157	JG-M036	05Q	LMC	\$896.49
			6614160	JG-M036	05Q	LMC	\$67.79
			6626918	JG-M036	05Q	LMC	\$817.20
		3536	6571939	SF-M038	05Q	LMC	\$18,248.07
			6584270	SF-M038	05Q	LMC	\$968.14
			6593981	SF-M038	05Q	LMC	\$968.14
			6601425	SF-M038	05Q	LMC	\$968.14
			6614157	SF-M038	05Q	LMC	\$968.14
			6626918	SF-M038	05Q	LMC	\$993.27
		3537	6571939	MS-M032	05Q	LMC	\$20,689.77
			6584270	MS-M032	05Q	LMC	\$2,535.53
			6593981	MS-M032	05Q	LMC	\$2,535.53
			6626918	MS-M032	05Q	LMC	\$2,535.53



Office of Community Planning and Development  
 U.S. Department of Housing and Urban Development  
 Integrated Disbursement and Information System  
 PR26 - CDBG-CV Financial Summary Report  
 LAREDO , TX

DATE: 10-01-24  
 TIME: 10:21  
 PAGE: 3

Plan Year	IDIS Project	IDIS Activity	Voucher Number	Activity Name	Matrix Code	National Objective	Drawn Amount
2019	29	3538	6571939	JF-M037	05Q	LMC	\$2,877.01
			6578406	JF-M037	05Q	LMC	\$590.27
			6584270	JF-M037	05Q	LMC	\$819.81
			6593981	JF-M037	05Q	LMC	\$819.81
			6601425	JF-M037	05Q	LMC	\$1,037.35
			6614157	JF-M037	05Q	LMC	\$1,089.03
			6626918	JF-M037	05Q	LMC	\$986.91
		3539	6584270	SG-M039	05Q	LMC	\$6,478.29
			6593981	SG-M039	05Q	LMC	\$925.47
			6601425	SG-M039	05Q	LMC	\$925.47
			6614157	SG-M039	05Q	LMC	\$925.47
			6626918	SG-M039	05Q	LMC	\$925.47
			6636111	SG-M039	05Q	LMC	\$826.79
			2020	27	3400	6445333	JR-R001
6448527	JR-R001	05Q				LMC	\$66.04
6475717	JR-R001	05Q				LMC	\$2,859.38
6479745	JR-R001	05Q				LMC	\$1,400.00
3415	6448527	JER-R002			05Q	LMC	\$7,904.03
	6475717	JER-R002			05Q	LMC	\$1,050.00
3416	6448527	BM-R003			05Q	LMC	\$7,800.00
3417	6448527	JLM- R004			05Q	LMC	\$3,235.47
	6475717	JLM- R004			05Q	LMC	\$1,791.75
	6479745	JLM- R004			05Q	LMC	\$941.75
3418	6475717	DL-R005			05Q	LMC	\$2,920.00
	6479745	DL-R005			05Q	LMC	\$625.00
	6492460	DL-R005			05Q	LMC	\$625.00
3419	6475717	JM-R006			05Q	LMC	\$5,050.00
3420	6475717	JC-R008			05Q	LMC	\$6,770.00
	6479745	JC-R008			05Q	LMC	\$1,200.00
3421	6475717	AC-R009			05Q	LMC	\$5,400.00
	6479745	AC-R009			05Q	LMC	\$1,200.00
3422	6475717	MCG-R010			05Q	LMC	\$2,570.40
	6479745	MCG-R010			05Q	LMC	\$612.00
	6489691	MCG-R010			05Q	LMC	\$612.00
3423	6475717	JMC-R012			05Q	LMC	\$3,295.00
	6479745	JMC-R012			05Q	LMC	\$590.00
3424	6475717	LG-R013			05Q	LMC	\$4,900.00
	6479745	LG-R013			05Q	LMC	\$1,000.00
3435	6475717	VR-R014			05Q	LMC	\$3,869.75
	6479745	VR-R014			05Q	LMC	\$825.00
	6492460	VR-R014			05Q	LMC	\$825.00
3436	6475717	RA-R011	05Q	LMC	\$3,200.00		
	6479745	RA-R011	05Q	LMC	\$800.00		
	6492460	RA-R011	05Q	LMC	\$800.00		
3437	6475717	LH-R015	05Q	LMC	\$4,740.00		
3438	6475717	MF-R016	05Q	LMC	\$9,300.00		
3439	6475717	RM-R017	05Q	LMC	\$3,079.59		
	6479745	RM-R017	05Q	LMC	\$650.00		
	6489691	RM-R017	05Q	LMC	\$21.64		
	6492460	RM-R017	05Q	LMC	\$650.00		
3440	6479745	CG-R021	05Q	LMC	\$4,319.50		
	6489691	CG-R021	05Q	LMC	\$815.00		
3441	6479745	KV-R022	05Q	LMC	\$5,250.00		
3442	6475717	RE-M001	05Q	LMC	\$9,064.27		
3443	6475717	EV-M002	05Q	LMC	\$286.47		
	6479745	EV-M002	05Q	LMC	\$4,784.32		
	6489691	EV-M002	05Q	LMC	\$1,215.13		
	6492460	EV-M002	05Q	LMC	\$1,220.60		
3444	6479745	FG-M003	05Q	LMC	\$3,646.98		
3445	6479745	LG-M004	05Q	LMC	\$5,494.97		
	6489691	LG-M004	05Q	LMC	\$1,336.41		



Office of Community Planning and Development  
 U.S. Department of Housing and Urban Development  
 Integrated Disbursement and Information System  
 PR26 - CDBG-CV Financial Summary Report  
 LAREDO , TX

DATE: 10-01-24  
 TIME: 10:21  
 PAGE: 4

Plan Year	IDIS Project	IDIS Activity	Voucher Number	Activity Name	Matrix Code	National Objective	Drawn Amount
2020	27	3445	6510475	LG-M004	05Q	LMC	\$193.38
		3446	6479745	AE-R020	05Q	LMC	\$7,700.00
		3447	6479745	VS-R026	05Q	LMC	\$3,676.50
		3448	6479745	LG-R025	05Q	LMC	\$7,000.00
			6489691	LG-R025	05Q	LMC	\$1,200.00
		3449	6479745	DF-R024	05Q	LMC	\$3,560.00
			6489691	DF-R024	05Q	LMC	\$890.00
			6492460	DF-R024	05Q	LMC	\$890.00
		3450	6479745	JS-R023	05Q	LMC	\$2,950.00
			6489691	JS-R023	05Q	LMC	\$950.00
			6510475	JS-R023	05Q	LMC	\$950.00
			6525117	JS-R023	05Q	LMC	\$950.00
		3451	6479745	EA-M005	05Q	LMC	\$3,534.95
			6489691	EA-M005	05Q	LMC	\$706.99
		3452	6479745	MD-006	05Q	LMC	\$4,753.53
		3456	6479745	MH-R019	05Q	LMC	\$3,850.00
			6489691	MH-R019	05Q	LMC	\$720.00
		3457	6479745	CR-R028	05Q	LMC	\$4,200.00
		3464	6479745	JM-M007	05Q	LMC	\$8,068.85
		3465	6489691	MV-M008	05Q	LMC	\$4,605.21
			6492460	MV-M008	05Q	LMC	\$973.57
			6510475	MV-M008	05Q	LMC	\$1,015.81
			6525117	MV-M008	05Q	LMC	\$58.36
		3466	6489691	OR-R027	05Q	LMC	\$4,434.17
			6492460	OR-R027	05Q	LMC	\$783.19
		3467	6489691	ER-R032	05Q	LMC	\$4,557.56
			6492460	ER-R032	05Q	LMC	\$105.58
			6510475	ER-R032	05Q	LMC	\$875.00
		3468	6489691	JO-R34	05Q	LMC	\$8,415.00
		3469	6489691	AR-R036	05Q	LMC	\$3,930.00
			6510475	AR-R036	05Q	LMC	\$875.00
			6525117	AR-R036	05Q	LMC	\$875.00
		3470	6489691	EB-R037	05Q	LMC	\$4,280.00
			6492460	EB-R037	05Q	LMC	\$950.00
			6510475	EB-R037	05Q	LMC	\$950.00
		3471	6489691	PR-R038	05Q	LMC	\$5,348.94
			6492460	PR-R038	05Q	LMC	\$964.00
		3472	6489691	CV-R039	05Q	LMC	\$4,346.02
			6492460	CV-R039	05Q	LMC	\$1,200.00
			6510475	CV-R039	05Q	LMC	\$1,200.00
			6525117	CV-R039	05Q	LMC	\$1,200.00
		3473	6489691	NO-R040	05Q	LMC	\$5,900.00
			6492460	NO-R040	05Q	LMC	\$1,250.00
			6510475	NO-R040	05Q	LMC	\$1,250.00
		3475	6492460	EF-R044	05Q	LMC	\$7,292.86
			6510475	EF-R044	05Q	LMC	\$1,930.23
			6525117	EF-R044	05Q	LMC	\$1,944.74
		3476	6492460	SR-R035	05Q	LMC	\$2,365.20
			6510475	SR-R035	05Q	LMC	\$474.00
			6525117	SR-R035	05Q	LMC	\$474.00
		3479	6489691	JF-R045	05Q	LMC	\$4,020.34
			6492460	JF-R045	05Q	LMC	\$600.00
			6510475	JF-R045	05Q	LMC	\$600.00
		3480	6489691	MR-R048	05Q	LMC	\$990.00
			6492460	MR-R048	05Q	LMC	\$920.00
			6510475	MR-R048	05Q	LMC	\$920.00
			6525117	MR-R048	05Q	LMC	\$920.00
			6532442	MR-R048	05Q	LMC	\$920.00
			6540851	MR-R048	05Q	LMC	\$920.00
		3481	6489691	MV-R042	05Q	LMC	\$3,507.00
			6492460	MV-R042	05Q	LMC	\$800.00



Office of Community Planning and Development  
 U.S. Department of Housing and Urban Development  
 Integrated Disbursement and Information System  
 PR26 - CDBG-CV Financial Summary Report  
 LAREDO , TX

DATE: 10-01-24  
 TIME: 10:21  
 PAGE: 5

Plan Year	IDIS Project	IDIS Activity	Voucher Number	Activity Name	Matrix Code	National Objective	Drawn Amount
2020	27	3481	6510475	MV-R042	05Q	LMC	\$800.00
		3482	6489691	MG-M009	05Q	LMC	\$1,190.77
			6492460	MG-M009	05Q	LMC	\$613.55
			6510475	MG-M009	05Q	LMC	\$679.36
			6525117	MG-M009	05Q	LMC	\$755.29
			6532442	MG-M009	05Q	LMC	\$514.54
		3483	6489691	JI-M010	05Q	LMC	\$11,053.07
		3484	6492460	DG-R033	05Q	LMC	\$2,383.27
			6510475	DG-R033	05Q	LMC	\$837.35
			6525117	DG-R033	05Q	LMC	\$773.07
			6532442	DG-R033	05Q	LMC	\$801.98
		3485	6492460	AP-R049	05Q	LMC	\$712.19
		3486	6492460	SA-R046	05Q	LMC	\$4,500.00
		3493	6510475	JV-M011	05Q	LMC	\$3,692.49
			6525117	JV-M011	05Q	LMC	\$1,230.83
			6532442	JV-M011	05Q	LMC	\$1,948.89
			6540851	JV-M011	05Q	LMC	\$1,230.83
			6561253	JV-M011	05Q	LMC	\$707.10
		3494	6525117	MT-M012	05Q	LMC	\$2,601.85
			6540851	MT-M012	05Q	LMC	\$494.41
		3495	6525117	MC-M013	05Q	LMC	\$4,503.37
			6540851	MC-M013	05Q	LMC	\$911.67
		3496	6510475	RDLC-M014	05Q	LMC	\$6,781.25
		3497	6525117	CR-M016	05Q	LMC	\$8,321.91
			6532442	CR-M016	05Q	LMC	\$1,655.84
		3502	6525117	ID-M015	05Q	LMC	\$8,392.35
			6532442	ID-M015	05Q	LMC	\$1,582.37
		3505	6532442	AG-M020	05Q	LMC	\$3,351.07
			6540851	AG-M020	05Q	LMC	\$665.05
			6546544	AG-M020	05Q	LMC	\$665.05
			6578406	AG-M020	05Q	LMC	\$665.05
			6584270	AG-M020	05Q	LMC	\$665.05
			6593981	AG-M020	05Q	LMC	\$665.05
		3506	6532442	RR-M021	05Q	LMC	\$7,169.88
			6540851	RR-M021	05Q	LMC	\$752.55
			6546544	RR-M021	05Q	LMC	\$752.55
			6578406	RR-M021	05Q	LMC	\$730.14
			6584270	RR-M021	05Q	LMC	\$752.55
			6593981	RR-M021	05Q	LMC	\$752.55
		3507	6532442	NG-M023	05Q	LMC	\$2,879.38
			6540851	NG-M023	05Q	LMC	\$1,300.80
			6546544	NG-M023	05Q	LMC	\$1,300.80
			6578406	NG-M023	05Q	LMC	\$1,300.80
			6584270	NG-M023	05Q	LMC	\$1,300.80
			6593981	NG-M023	05Q	LMC	\$1,300.80
		3508	6532442	RMB-M017	05Q	LMC	\$2,319.23
		3509	6540851	ER-M018	05Q	LMC	\$2,365.77
			6546544	ER-M018	05Q	LMC	\$788.59
			6578406	ER-M018	05Q	LMC	\$788.59
			6584270	ER-M018	05Q	LMC	\$788.59
			6593981	ER-M018	05Q	LMC	\$788.59
		3510	6540851	LR_M019	05Q	LMC	\$8,069.79
			6546544	LR_M019	05Q	LMC	\$1,139.85
			6578406	LR_M019	05Q	LMC	\$1,139.85
			6584270	LR_M019	05Q	LMC	\$1,139.85
			6593981	LR_M019	05Q	LMC	\$1,139.85
		3511	6540851	AG-M028	05Q	LMC	\$5,122.54
			6546544	AG-M028	05Q	LMC	\$809.39
			6561253	AG-M028	05Q	LMC	\$63.94
			6578406	AG-M028	05Q	LMC	\$840.64
			6584270	AG-M028	05Q	LMC	\$815.18



Office of Community Planning and Development  
 U.S. Department of Housing and Urban Development  
 Integrated Disbursement and Information System  
 PR26 - CDBG-CV Financial Summary Report  
 LAREDO , TX

DATE: 10-01-24  
 TIME: 10:21  
 PAGE: 6

Plan Year	IDIS Project	IDIS Activity	Voucher Number	Activity Name	Matrix Code	National Objective	Drawn Amount
2020	27	3511	6593981	AG-M028	05Q	LMC	\$840.63
			6601425	AG-M028	05Q	LMC	\$749.29
		3512	6540851	AS-M022	05Q	LMC	\$13,075.90
			6546544	AS-M022	05Q	LMC	\$1,090.84
			6578406	AS-M022	05Q	LMC	\$1,090.84
			6584270	AS-M022	05Q	LMC	\$1,090.84
			6593981	AS-M022	05Q	LMC	\$1,090.84
		3513	6540851	RT-M025	05Q	LMC	\$15,284.72
			6546544	RT-M025	05Q	LMC	\$993.56
			6578406	RT-M025	05Q	LMC	\$990.62
			6584270	RT-M025	05Q	LMC	\$990.62
			6593981	RT-M025	05Q	LMC	\$990.62
		3514	6540851	MR-M026	05Q	LMC	\$2,530.50
			6546544	MR-M026	05Q	LMC	\$813.45
			6578406	MR-M026	05Q	LMC	\$894.06
			6584270	MR-M026	05Q	LMC	\$862.24
			6593981	MR-M026	05Q	LMC	\$858.88
			6601425	MR-M026	05Q	LMC	\$861.12
		3515	6540851	LV-027	05Q	LMC	\$10,343.61
			6546544	LV-027	05Q	LMC	\$941.88
			6578406	LV-027	05Q	LMC	\$941.88
			6584270	LV-027	05Q	LMC	\$941.88
			6593981	LV-027	05Q	LMC	\$941.88
		3524	6561253	LP-M024	05Q	LMC	\$19,737.17
			6578406	LP-M024	05Q	LMC	\$2,260.00
			6593981	LP-M024	05Q	LMC	\$1,143.63
			6601425	LP-M024	05Q	LMC	\$1,143.63
		3525	6561253	JGMR-M030	05Q	LMC	\$15,846.21
			6578406	JGMR-M030	05Q	LMC	\$923.84
			6584270	JGMR-M030	05Q	LMC	\$962.33
			6593981	JGMR-M030	05Q	LMC	\$962.33
			6601425	JGMR-M030	05Q	LMC	\$962.33
		3526	6561253	RM-M029	05Q	LMC	\$15,676.14
			6578406	RM-M029	05Q	LMC	\$852.59
			6584270	RM-M029	05Q	LMC	\$852.59
			6593981	RM-M029	05Q	LMC	\$852.59
			6601425	RM-M029	05Q	LMC	\$852.59
		3527	6561253	JO-M033	05Q	LMC	\$4,310.34
			6578406	JO-M033	05Q	LMC	\$1,377.89
			6584270	JO-M033	05Q	LMC	\$1,377.89
			6593981	JO-M033	05Q	LMC	\$1,377.89
			6601425	JO-M033	05Q	LMC	\$1,377.89
			6614157	JO-M033	05Q	LMC	\$1,377.89
			6626918	JO-M033	05Q	LMC	\$1,377.89
		3540	6584270	PH-M040	05Q	LMC	\$1,458.06
			6593981	PH-M040	05Q	LMC	\$1,210.54
			6601425	PH-M040	05Q	LMC	\$1,183.35
			6614157	PH-M040	05Q	LMC	\$1,210.54
			6626918	PH-M040	05Q	LMC	\$1,156.16
			6636111	PH-M040	05Q	LMC	\$1,232.07
		3553	6593981	MT-M042	05Q	LMC	\$21,360.03
			6626337	MT-M042	05Q	LMC	\$95.31
			6626918	MT-M042	05Q	LMC	\$3,829.20
			6636111	MT-M042	05Q	LMC	\$1,423.61
			6648451	MT-M042	05Q	LMC	\$1,553.01
		3554	6593981	KH-M043	05Q	LMC	\$22,348.27
			6601425	KH-M043	05Q	LMC	\$996.72
			6614157	KH-M043	05Q	LMC	\$998.27
			6614160	KH-M043	05Q	LMC	\$240.19
			6626918	KH-M043	05Q	LMC	\$1,568.06
			6636111	KH-M043	05Q	LMC	\$1,116.07



Office of Community Planning and Development  
 U.S. Department of Housing and Urban Development  
 Integrated Disbursement and Information System  
 PR26 - CDBG-CV Financial Summary Report  
 LAREDO , TX

DATE: 10-01-24  
 TIME: 10:21  
 PAGE: 7

Plan Year	IDIS Project	IDIS Activity	Voucher Number	Activity Name	Matrix Code	National Objective	Drawn Amount	
2020	27	3554	6648451	KH-M043	05Q	LMC	\$1,348.01	
			3555	6593981	OG-M041	05Q	LMC	\$3,597.48
			3556	6601425	OG-M041	05Q	LMC	\$925.50
		6614157		OG-M041	05Q	LMC	\$925.50	
		6626918		OG-M041	05Q	LMC	\$436.44	
		6593981		VC-M045	05Q	LMC	\$6,668.30	
		6601425		VC-M045	05Q	LMC	\$739.88	
		6614157		VC-M045	05Q	LMC	\$739.88	
		3557	6626918	VC-M045	05Q	LMC	\$739.88	
			6648451	VC-M045	05Q	LMC	\$1,500.22	
			6593981	JA-M046	05Q	LMC	\$2,891.57	
			6601425	JA-M046	05Q	LMC	\$674.79	
			6614157	JA-M046	05Q	LMC	\$654.10	
			6626918	JA-M046	05Q	LMC	\$639.10	
		3558	6636111	JA-M046	05Q	LMC	\$639.10	
			6648451	JA-M046	05Q	LMC	\$639.10	
			6601425	JH-M044	05Q	LMC	\$3,019.63	
			6614157	JH-M044	05Q	LMC	\$3,046.42	
			6626918	JH-M044	05Q	LMC	\$1,523.72	
			6636111	JH-M044	05Q	LMC	\$1,523.72	
			6648451	JH-M044	05Q	LMC	\$1,523.72	
		28	3390	6448527	COVID-19 Public Health Program	05Z	LMA	\$1,200.00
				6475717	COVID-19 Public Health Program	05Z	LMA	\$35,443.56
				6479745	COVID-19 Public Health Program	05Z	LMA	\$108,426.78
				6489691	COVID-19 Public Health Program	05Z	LMA	\$97,329.21
				6497966	COVID-19 Public Health Program	05Z	LMA	\$94,111.45
				6510475	COVID-19 Public Health Program	05Z	LMA	\$39,094.64
	6525117			COVID-19 Public Health Program	05Z	LMA	\$36,341.45	
	6547268			COVID-19 Public Health Program	05Z	LMA	\$219,281.00	
	6578401			COVID-19 Public Health Program	05Z	LMA	\$1,000.00	
	6580155			COVID-19 Public Health Program	05Z	LMA	\$1,000.00	
	6593971			COVID-19 Public Health Program	05Z	LMA	\$1,000.00	
	6601421			COVID-19 Public Health Program	05Z	LMA	\$49,412.50	
	6613155			COVID-19 Public Health Program	05Z	LMA	\$53,325.00	
	6625856			COVID-19 Public Health Program	05Z	LMA	\$55,000.00	
	6636107			COVID-19 Public Health Program	05Z	LMA	\$425.29	
	6646416			COVID-19 Public Health Program	05Z	LMA	\$126,592.47	
	6662910			COVID-19 Public Health Program	05Z	LMA	\$41,622.08	
	6670802			COVID-19 Public Health Program	05Z	LMA	\$8,137.69	
	6681814			COVID-19 Public Health Program	05Z	LMA	\$23,491.99	
	6704320			COVID-19 Public Health Program	05Z	LMA	\$30,067.47	
	6715089			COVID-19 Public Health Program	05Z	LMA	\$7,558.23	
	6719996			COVID-19 Public Health Program	05Z	LMA	\$8,313.89	
6732249	COVID-19 Public Health Program			05Z	LMA	\$171,620.25		
6735947	COVID-19 Public Health Program			05Z	LMA	\$181.02		
6750311	COVID-19 Public Health Program			05Z	LMA	\$22,217.48		
6764432	COVID-19 Public Health Program			05Z	LMA	\$16,449.35		
6772692	COVID-19 Public Health Program			05Z	LMA	\$251.80		
6781678	COVID-19 Public Health Program			05Z	LMA	\$195.31		
6795286	COVID-19 Public Health Program			05Z	LMA	\$160.14		
6809795	COVID-19 Public Health Program			05Z	LMA	\$29.21		
6840849	COVID-19 Public Health Program			05Z	LMA	\$176.29		
6852387	COVID-19 Public Health Program			05Z	LMA	\$37.38		
6863469	COVID-19 Public Health Program			05Z	LMA	\$143.70		
30	3559	6601435	GO-M047	05Q	LMC	\$12,863.63		
		6614160	GO-M047	05Q	LMC	\$855.78		
		6636118	GO-M047	05Q	LMC	\$1,711.56		
		6648457	GO-M047	05Q	LMC	\$867.57		
	3560	6601435	JM-M048	05Q	LMC	\$2,039.15		
		6626337	JM-M048	05Q	LMC	\$2,016.70		
		6636118	JM-M048	05Q	LMC	\$1,008.35		



Office of Community Planning and Development  
 U.S. Department of Housing and Urban Development  
 Integrated Disbursement and Information System  
 PR26 - CDBG-CV Financial Summary Report  
 LAREDO , TX

DATE: 10-01-24  
 TIME: 10:21  
 PAGE: 8

Plan Year	IDIS Project	IDIS Activity	Voucher Number	Activity Name	Matrix Code	National Objective	Drawn Amount
2020	30	3560	6648457	JM-M048	05Q	LMC	\$1,008.35
			6660929	JM-M048	05Q	LMC	\$1,008.35
		3561	6601435	LT-M049	05Q	LMC	\$6,543.26
			6614160	LT-M049	05Q	LMC	\$1,036.32
			6626337	LT-M049	05Q	LMC	\$2,795.62
			6636118	LT-M049	05Q	LMC	\$2,077.99
			6648457	LT-M049	05Q	LMC	\$1,397.81
			6675082	LT-M049	05Q	LMC	\$1,620.04
		3562	6601435	TR-M050	05Q	LMC	\$10,219.91
			6614160	TR-M050	05Q	LMC	\$537.89
			6626337	TR-M050	05Q	LMC	\$527.45
		3563	6601435	MG-M051	05Q	LMC	\$11,650.89
			6614160	MG-M051	05Q	LMC	\$1,386.40
			6626337	MG-M051	05Q	LMC	\$1,366.26
			6636118	MG-M051	05Q	LMC	\$1,277.00
			6648457	MG-M051	05Q	LMC	\$1,440.18
			6660929	MG-M051	05Q	LMC	\$1,428.30
		3567	6614160	CC-M055	05Q	LMC	\$10,778.32
			6626337	CC-M055	05Q	LMC	\$1,417.92
			6636118	CC-M055	05Q	LMC	\$1,613.63
			6648457	CC-M055	05Q	LMC	\$2,158.79
			6660929	CC-M055	05Q	LMC	\$473.63
			6675082	CC-M055	05Q	LMC	\$1,251.05
		3568	6626337	MD-M052	05Q	LMC	\$6,520.00
			6660929	MD-M052	05Q	LMC	\$3,360.00
			6683038	MD-M052	05Q	LMC	\$1,120.00
		3569	6614160	VS-M053	05Q	LMC	\$1,891.76
		3570	6614160	DS-M054	05Q	LMC	\$2,770.37
			6626337	DS-M054	05Q	LMC	\$1,569.98
			6636118	DS-M054	05Q	LMC	\$1,395.06
			6648457	DS-M054	05Q	LMC	\$1,413.81
			6660929	DS-M054	05Q	LMC	\$1,558.77
		3571	6614160	TH-M056	05Q	LMC	\$12,600.91
			6626337	TH-M056	05Q	LMC	\$1,316.55
			6636118	TH-M056	05Q	LMC	\$1,316.55
			6648457	TH-M056	05Q	LMC	\$1,383.08
			6660929	TH-M056	05Q	LMC	\$1,383.08
		3572	6614160	MP-M057	05Q	LMC	\$25,847.79
			6626337	MP-M057	05Q	LMC	\$1,462.68
			6636118	MP-M057	05Q	LMC	\$1,445.88
			6648457	MP-M057	05Q	LMC	\$1,459.84
			6660929	MP-M057	05Q	LMC	\$1,515.36
			6675082	MP-M057	05Q	LMC	\$1,459.71
		3573	6614160	CB-M058	05Q	LMC	\$9,421.57
			6626337	CB-M058	05Q	LMC	\$1,015.03
			6636118	CB-M058	05Q	LMC	\$891.01
			6648457	CB-M058	05Q	LMC	\$1,049.13
			6660929	CB-M058	05Q	LMC	\$1,041.80
		3574	6614160	MB-M059	05Q	LMC	\$20,496.66
			6626337	MB-M059	05Q	LMC	\$1,114.11
			6636118	MB-M059	05Q	LMC	\$1,339.33
			6648457	MB-M059	05Q	LMC	\$1,712.35
			6660929	MB-M059	05Q	LMC	\$1,624.57
			6675082	MB-M059	05Q	LMC	\$1,334.39
			6683038	MB-M059	05Q	LMC	\$157.11
		3582	6636118	MI-M061	05Q	LMC	\$751.88
			6648457	MI-M061	05Q	LMC	\$2,858.64
		3583	6648457	CS-M063	05Q	LMC	\$3,219.97
			6660929	CS-M063	05Q	LMC	\$738.18
			6675082	CS-M063	05Q	LMC	\$1,218.26
			6683038	CS-M063	05Q	LMC	\$893.81



Office of Community Planning and Development  
 U.S. Department of Housing and Urban Development  
 Integrated Disbursement and Information System  
 PR26 - CDBG-CV Financial Summary Report  
 LAREDO , TX

DATE: 10-01-24  
 TIME: 10:21  
 PAGE: 9

Plan Year	IDIS Project	IDIS Activity	Voucher Number	Activity Name	Matrix Code	National Objective	Drawn Amount		
2020	30	3583	6693693	CS-M063	05Q	LMC	\$937.18		
			3587	6660929	CH-M060	05Q	LMC	\$6,461.79	
		3588	3588	6675082	CH-M060	05Q	LMC	\$760.04	
				6683038	CH-M060	05Q	LMC	\$1,169.64	
				6693693	CH-M060	05Q	LMC	\$760.04	
				6693694	CH-M060	05Q	LMC	\$1,103.73	
				6660929	RO-M062	05Q	LMC	\$21,972.26	
				6675082	RO-M062	05Q	LMC	\$845.80	
				6683038	RO-M062	05Q	LMC	\$1,085.01	
				6693693	RO-M062	05Q	LMC	\$997.45	
				6693694	RO-M062	05Q	LMC	\$1,265.09	
				6694269	RO-M062	05Q	LMC	\$47.90	
		3589	3589	6660929	CG-M064	05Q	LMC	\$15,543.74	
				6675082	CG-M064	05Q	LMC	\$631.27	
				6683038	CG-M064	05Q	LMC	\$586.62	
				6693693	CG-M064	05Q	LMC	\$486.33	
		3590	3590	6693694	CG-M064	05Q	LMC	\$88.59	
				6675082	LB-M065	05Q	LMC	\$3,452.97	
		3591	3591	6683038	LB-M065	05Q	LMC	\$693.92	
				6660929	JG-M066	05Q	LMC	\$2,335.82	
		3597	3597	6675082	JG-M066	05Q	LMC	\$772.41	
				6710693	JG-M066	05Q	LMC	\$2,317.23	
				6683038	JF-M067	05Q	LMC	\$1,359.15	
				6693693	JF-M067	05Q	LMC	\$666.25	
				6693694	JF-M067	05Q	LMC	\$666.25	
				6719999	JF-M067	05Q	LMC	\$666.25	
				6732286	JF-M067	05Q	LMC	\$666.25	
				6735950	JF-M067	05Q	LMC	\$666.25	
		32	3604	6734748	Rehabilitation of Homeless Shelter (Bethany House Expansion)	03C	LMC	\$336,107.47	
				6764447	Rehabilitation of Homeless Shelter (Bethany House Expansion)	03C	LMC	\$51,283.00	
				6854929	Rehabilitation of Homeless Shelter (Bethany House Expansion)	03C	LMC	\$187,061.93	
				6863469	Rehabilitation of Homeless Shelter (Bethany House Expansion)	03C	LMC	\$62,556.00	
	6881629			Rehabilitation of Homeless Shelter (Bethany House Expansion)	03C	LMC	\$36,972.20		
	6905456			Rehabilitation of Homeless Shelter (Bethany House Expansion)	03C	LMC	\$259,792.66		
	6915744			Rehabilitation of Homeless Shelter (Bethany House Expansion)	03C	LMC	\$137,084.08		
	6935544			Rehabilitation of Homeless Shelter (Bethany House Expansion)	03C	LMC	\$199,692.66		
	33			3605	6734748	Homeless Street Outreach Assistance (City)	03T	LMC	\$8,532.93
					6735948	Homeless Street Outreach Assistance (City)	03T	LMC	\$3,397.34
		6750309	Homeless Street Outreach Assistance (City)		03T	LMC	\$3,413.61		
		6764447	Homeless Street Outreach Assistance (City)		03T	LMC	\$3,434.97		
		6772694	Homeless Street Outreach Assistance (City)		03T	LMC	\$3,380.68		
		6781681	Homeless Street Outreach Assistance (City)		03T	LMC	\$3,378.54		
		6796137	Homeless Street Outreach Assistance (City)		03T	LMC	\$5,069.62		
		6809796	Homeless Street Outreach Assistance (City)		03T	LMC	\$3,373.99		
		6822291	Homeless Street Outreach Assistance (City)		03T	LMC	\$4,132.07		
		6822307	Homeless Street Outreach Assistance (City)		03T	LMC	\$3,274.42		
		6840851	Homeless Street Outreach Assistance (City)		03T	LMC	\$1,706.27		
		6852387	Homeless Street Outreach Assistance (City)		03T	LMC	\$1,756.17		
		6854929	Homeless Street Outreach Assistance (City)		03T	LMC	\$3,522.57		
		6863469	Homeless Street Outreach Assistance (City)		03T	LMC	\$5,564.52		
		6873210	Homeless Street Outreach Assistance (City)		03T	LMC	\$2,904.42		
		6881629	Homeless Street Outreach Assistance (City)		03T	LMC	\$219.75		
6908797		Homeless Street Outreach Assistance (City)	03T		LMC	\$175.00			
6915744		Homeless Street Outreach Assistance (City)	03T		LMC	\$1,769.57			
6944662		Homeless Street Outreach Assistance (City)	03T		LMC	\$130.49			
3647		3647	6796137		Homeless Shelter Assistance (Bethany)	03T	LMC	\$45,195.92	
			6840851		Homeless Shelter Assistance (Bethany)	03T	LMC	\$59,744.00	
			6863469		Homeless Shelter Assistance (Bethany)	03T	LMC	\$26,290.60	
			6873210		Homeless Shelter Assistance (Bethany)	03T	LMC	\$28,769.48	
<b>Total</b>									<b>\$3,791,144.84</b>



Office of Community Planning and Development  
 U.S. Department of Housing and Urban Development  
 Integrated Disbursement and Information System  
 PR26 - CDBG-CV Financial Summary Report  
 LAREDO , TX

DATE: 10-01-24  
 TIME: 10:21  
 PAGE: 10

LINE 16 DETAIL: ACTIVITIES INCLUDED IN THE COMPUTATION OF LINE 16

Plan Year	IDIS Project	IDIS Activity	Voucher Number	Activity Name	Matrix Code	National Objective	Drawn Amount
2019	29	3532	6571939	LE-034	05Q	LMC	\$13,691.79
			6578406	LE-034	05Q	LMC	\$152.65
			6584270	LE-034	05Q	LMC	\$692.91
			6593981	LE-034	05Q	LMC	\$742.20
			6601425	LE-034	05Q	LMC	\$794.30
			6614157	LE-034	05Q	LMC	\$788.19
			6626918	LE-034	05Q	LMC	\$797.94
		3533	6571939	CC-031	05Q	LMC	\$5,133.42
			6578406	CC-031	05Q	LMC	\$446.73
			6584270	CC-031	05Q	LMC	\$1,477.89
			6593981	CC-031	05Q	LMC	\$1,520.66
			6601425	CC-031	05Q	LMC	\$1,293.58
			6614157	CC-031	05Q	LMC	\$1,406.78
			6626918	CC-031	05Q	LMC	\$1,378.00
		3534	6571939	RC-035	05Q	LMC	\$10,842.05
			6578406	RC-035	05Q	LMC	\$113.32
			6584270	RC-035	05Q	LMC	\$1,439.30
			6593981	RC-035	05Q	LMC	\$1,381.39
			6601425	RC-035	05Q	LMC	\$1,377.96
		3535	6626918	RC-035	05Q	LMC	\$2,789.64
			6571939	JG-M036	05Q	LMC	\$10,243.96
			6584270	JG-M036	05Q	LMC	\$1,119.37
			6593981	JG-M036	05Q	LMC	\$896.69
			6601425	JG-M036	05Q	LMC	\$817.20
		3536	6614157	JG-M036	05Q	LMC	\$896.49
			6614160	JG-M036	05Q	LMC	\$67.79
			6626918	JG-M036	05Q	LMC	\$817.20
			6571939	SF-M038	05Q	LMC	\$18,248.07
			6584270	SF-M038	05Q	LMC	\$968.14
		3537	6593981	SF-M038	05Q	LMC	\$968.14
			6601425	SF-M038	05Q	LMC	\$968.14
			6614157	SF-M038	05Q	LMC	\$968.14
			6626918	SF-M038	05Q	LMC	\$993.27
			6571939	MS-M032	05Q	LMC	\$20,689.77
		3538	6584270	MS-M032	05Q	LMC	\$2,535.53
			6593981	MS-M032	05Q	LMC	\$2,535.53
			6626918	MS-M032	05Q	LMC	\$2,535.53
			6571939	JF-M037	05Q	LMC	\$2,877.01
		3539	6578406	JF-M037	05Q	LMC	\$590.27
			6584270	JF-M037	05Q	LMC	\$819.81
			6593981	JF-M037	05Q	LMC	\$819.81
			6601425	JF-M037	05Q	LMC	\$1,037.35
			6614157	JF-M037	05Q	LMC	\$1,089.03
			6626918	JF-M037	05Q	LMC	\$986.91
			6584270	SG-M039	05Q	LMC	\$6,478.29
			6593981	SG-M039	05Q	LMC	\$925.47
			6601425	SG-M039	05Q	LMC	\$925.47
6614157	SG-M039		05Q	LMC	\$925.47		
2020	27	3400	6626918	SG-M039	05Q	LMC	\$925.47
			6636111	SG-M039	05Q	LMC	\$826.79
			6445333	JR-R001	05Q	LMC	\$4,763.10
			6448527	JR-R001	05Q	LMC	\$66.04
		3415	6475717	JR-R001	05Q	LMC	\$2,859.38
			6479745	JR-R001	05Q	LMC	\$1,400.00
		3416	6448527	JER-R002	05Q	LMC	\$7,904.03
			6475717	JER-R002	05Q	LMC	\$1,050.00
		3417	6448527	BM-R003	05Q	LMC	\$7,800.00
		3417	6448527	JLM- R004	05Q	LMC	\$3,235.47



Office of Community Planning and Development  
 U.S. Department of Housing and Urban Development  
 Integrated Disbursement and Information System  
 PR26 - CDBG-CV Financial Summary Report  
 LAREDO , TX

DATE: 10-01-24  
 TIME: 10:21  
 PAGE: 11

Plan Year	IDIS Project	IDIS Activity	Voucher Number	Activity Name	Matrix Code	National Objective	Drawn Amount
2020	27	3417	6475717	JLM- R004	05Q	LMC	\$1,791.75
			6479745	JLM- R004	05Q	LMC	\$941.75
		3418	6475717	DL-R005	05Q	LMC	\$2,920.00
			6479745	DL-R005	05Q	LMC	\$625.00
			6492460	DL-R005	05Q	LMC	\$625.00
		3419	6475717	JM-R006	05Q	LMC	\$5,050.00
		3420	6475717	JC-R008	05Q	LMC	\$6,770.00
			6479745	JC-R008	05Q	LMC	\$1,200.00
		3421	6475717	AC-R009	05Q	LMC	\$5,400.00
			6479745	AC-R009	05Q	LMC	\$1,200.00
		3422	6475717	MCG-R010	05Q	LMC	\$2,570.40
			6479745	MCG-R010	05Q	LMC	\$612.00
			6489691	MCG-R010	05Q	LMC	\$612.00
		3423	6475717	JMC-R012	05Q	LMC	\$3,295.00
			6479745	JMC-R012	05Q	LMC	\$590.00
		3424	6475717	LG-R013	05Q	LMC	\$4,900.00
			6479745	LG-R013	05Q	LMC	\$1,000.00
		3435	6475717	VR-R014	05Q	LMC	\$3,869.75
			6479745	VR-R014	05Q	LMC	\$825.00
			6492460	VR-R014	05Q	LMC	\$825.00
		3436	6475717	RA-R011	05Q	LMC	\$3,200.00
			6479745	RA-R011	05Q	LMC	\$800.00
			6492460	RA-R011	05Q	LMC	\$800.00
		3437	6475717	LH-R015	05Q	LMC	\$4,740.00
		3438	6475717	MF-R016	05Q	LMC	\$9,300.00
		3439	6475717	RM-R017	05Q	LMC	\$3,079.59
			6479745	RM-R017	05Q	LMC	\$650.00
			6489691	RM-R017	05Q	LMC	\$21.64
			6492460	RM-R017	05Q	LMC	\$650.00
		3440	6479745	CG-R021	05Q	LMC	\$4,319.50
			6489691	CG-R021	05Q	LMC	\$815.00
		3441	6479745	KV-R022	05Q	LMC	\$5,250.00
		3442	6475717	RE-M001	05Q	LMC	\$9,064.27
		3443	6475717	EV-M002	05Q	LMC	\$286.47
			6479745	EV-M002	05Q	LMC	\$4,784.32
			6489691	EV-M002	05Q	LMC	\$1,215.13
			6492460	EV-M002	05Q	LMC	\$1,220.60
		3444	6479745	FG-M003	05Q	LMC	\$3,646.98
		3445	6479745	LG-M004	05Q	LMC	\$5,494.97
			6489691	LG-M004	05Q	LMC	\$1,336.41
			6510475	LG-M004	05Q	LMC	\$193.38
		3446	6479745	AE-R020	05Q	LMC	\$7,700.00
		3447	6479745	VS-R026	05Q	LMC	\$3,676.50
		3448	6479745	LG-R025	05Q	LMC	\$7,000.00
			6489691	LG-R025	05Q	LMC	\$1,200.00
		3449	6479745	DF-R024	05Q	LMC	\$3,560.00
			6489691	DF-R024	05Q	LMC	\$890.00
			6492460	DF-R024	05Q	LMC	\$890.00
		3450	6479745	JS-R023	05Q	LMC	\$2,950.00
			6489691	JS-R023	05Q	LMC	\$950.00
			6510475	JS-R023	05Q	LMC	\$950.00
			6525117	JS-R023	05Q	LMC	\$950.00
		3451	6479745	EA-M005	05Q	LMC	\$3,534.95
			6489691	EA-M005	05Q	LMC	\$706.99
		3452	6479745	MD-006	05Q	LMC	\$4,753.53
		3456	6479745	MH-R019	05Q	LMC	\$3,850.00
			6489691	MH-R019	05Q	LMC	\$720.00
		3457	6479745	CR-R028	05Q	LMC	\$4,200.00
		3464	6479745	JM-M007	05Q	LMC	\$8,068.85
		3465	6489691	MV-M008	05Q	LMC	\$4,605.21
			6492460	MV-M008	05Q	LMC	\$973.57



Office of Community Planning and Development  
 U.S. Department of Housing and Urban Development  
 Integrated Disbursement and Information System  
 PR26 - CDBG-CV Financial Summary Report  
 LAREDO , TX

DATE: 10-01-24  
 TIME: 10:21  
 PAGE: 12

Plan Year	IDIS Project	IDIS Activity	Voucher Number	Activity Name	Matrix Code	National Objective	Drawn Amount
2020	27	3465	6510475	MV-M008	05Q	LMC	\$1,015.81
			6525117	MV-M008	05Q	LMC	\$58.36
		3466	6489691	OR-R027	05Q	LMC	\$4,434.17
			6492460	OR-R027	05Q	LMC	\$783.19
		3467	6489691	ER-R032	05Q	LMC	\$4,557.56
			6492460	ER-R032	05Q	LMC	\$105.58
			6510475	ER-R032	05Q	LMC	\$875.00
		3468	6489691	JO-R34	05Q	LMC	\$8,415.00
		3469	6489691	AR-R036	05Q	LMC	\$3,930.00
			6510475	AR-R036	05Q	LMC	\$875.00
			6525117	AR-R036	05Q	LMC	\$875.00
		3470	6489691	EB-R037	05Q	LMC	\$4,280.00
			6492460	EB-R037	05Q	LMC	\$950.00
			6510475	EB-R037	05Q	LMC	\$950.00
		3471	6489691	PR-R038	05Q	LMC	\$5,348.94
			6492460	PR-R038	05Q	LMC	\$964.00
		3472	6489691	CV-R039	05Q	LMC	\$4,346.02
			6492460	CV-R039	05Q	LMC	\$1,200.00
			6510475	CV-R039	05Q	LMC	\$1,200.00
			6525117	CV-R039	05Q	LMC	\$1,200.00
		3473	6489691	NO-R040	05Q	LMC	\$5,900.00
			6492460	NO-R040	05Q	LMC	\$1,250.00
			6510475	NO-R040	05Q	LMC	\$1,250.00
		3475	6492460	EF-R044	05Q	LMC	\$7,292.86
			6510475	EF-R044	05Q	LMC	\$1,930.23
			6525117	EF-R044	05Q	LMC	\$1,944.74
		3476	6492460	SR-R035	05Q	LMC	\$2,365.20
			6510475	SR-R035	05Q	LMC	\$474.00
			6525117	SR-R035	05Q	LMC	\$474.00
		3479	6489691	JF-R045	05Q	LMC	\$4,020.34
			6492460	JF-R045	05Q	LMC	\$600.00
			6510475	JF-R045	05Q	LMC	\$600.00
		3480	6489691	MR-R048	05Q	LMC	\$990.00
			6492460	MR-R048	05Q	LMC	\$920.00
			6510475	MR-R048	05Q	LMC	\$920.00
			6525117	MR-R048	05Q	LMC	\$920.00
			6532442	MR-R048	05Q	LMC	\$920.00
		3481	6540851	MR-R048	05Q	LMC	\$920.00
			6489691	MV-R042	05Q	LMC	\$3,507.00
			6492460	MV-R042	05Q	LMC	\$800.00
		3482	6510475	MV-R042	05Q	LMC	\$800.00
			6489691	MG-M009	05Q	LMC	\$1,190.77
			6492460	MG-M009	05Q	LMC	\$613.55
			6510475	MG-M009	05Q	LMC	\$679.36
			6525117	MG-M009	05Q	LMC	\$755.29
		3483	6532442	MG-M009	05Q	LMC	\$514.54
		3483	6489691	JI-M010	05Q	LMC	\$11,053.07
		3484	6492460	DG-R033	05Q	LMC	\$2,383.27
			6510475	DG-R033	05Q	LMC	\$837.35
			6525117	DG-R033	05Q	LMC	\$773.07
			6532442	DG-R033	05Q	LMC	\$801.98
		3485	6492460	AP-R049	05Q	LMC	\$712.19
		3486	6492460	SA-R046	05Q	LMC	\$4,500.00
		3493	6510475	JV-M011	05Q	LMC	\$3,692.49
			6525117	JV-M011	05Q	LMC	\$1,230.83
			6532442	JV-M011	05Q	LMC	\$1,948.89
			6540851	JV-M011	05Q	LMC	\$1,230.83
6561253	JV-M011		05Q	LMC	\$707.10		
3494	6525117	MT-M012	05Q	LMC	\$2,601.85		
	6540851	MT-M012	05Q	LMC	\$494.41		
3495	6525117	MC-M013	05Q	LMC	\$4,503.37		



Office of Community Planning and Development  
 U.S. Department of Housing and Urban Development  
 Integrated Disbursement and Information System  
 PR26 - CDBG-CV Financial Summary Report  
 LAREDO , TX

DATE: 10-01-24  
 TIME: 10:21  
 PAGE: 13

Plan Year	IDIS Project	IDIS Activity	Voucher Number	Activity Name	Matrix Code	National Objective	Drawn Amount
2020	27	3495	6540851	MC-M013	05Q	LMC	\$911.67
		3496	6510475	RDLC-M014	05Q	LMC	\$6,781.25
		3497	6525117	CR-M016	05Q	LMC	\$8,321.91
			6532442	CR-M016	05Q	LMC	\$1,655.84
		3502	6525117	ID-M015	05Q	LMC	\$8,392.35
			6532442	ID-M015	05Q	LMC	\$1,582.37
		3505	6532442	AG-M020	05Q	LMC	\$3,351.07
			6540851	AG-M020	05Q	LMC	\$665.05
			6546544	AG-M020	05Q	LMC	\$665.05
			6578406	AG-M020	05Q	LMC	\$665.05
			6584270	AG-M020	05Q	LMC	\$665.05
			6593981	AG-M020	05Q	LMC	\$665.05
		3506	6532442	RR-M021	05Q	LMC	\$7,169.88
			6540851	RR-M021	05Q	LMC	\$752.55
			6546544	RR-M021	05Q	LMC	\$752.55
			6578406	RR-M021	05Q	LMC	\$730.14
			6584270	RR-M021	05Q	LMC	\$752.55
			6593981	RR-M021	05Q	LMC	\$752.55
		3507	6532442	NG-M023	05Q	LMC	\$2,879.38
			6540851	NG-M023	05Q	LMC	\$1,300.80
			6546544	NG-M023	05Q	LMC	\$1,300.80
			6578406	NG-M023	05Q	LMC	\$1,300.80
			6584270	NG-M023	05Q	LMC	\$1,300.80
			6593981	NG-M023	05Q	LMC	\$1,300.80
		3508	6532442	RMB-M017	05Q	LMC	\$2,319.23
		3509	6540851	ER-M018	05Q	LMC	\$2,365.77
			6546544	ER-M018	05Q	LMC	\$788.59
			6578406	ER-M018	05Q	LMC	\$788.59
			6584270	ER-M018	05Q	LMC	\$788.59
			6593981	ER-M018	05Q	LMC	\$788.59
		3510	6540851	LR_M019	05Q	LMC	\$8,069.79
			6546544	LR_M019	05Q	LMC	\$1,139.85
			6578406	LR_M019	05Q	LMC	\$1,139.85
			6584270	LR_M019	05Q	LMC	\$1,139.85
			6593981	LR_M019	05Q	LMC	\$1,139.85
		3511	6540851	AG-M028	05Q	LMC	\$5,122.54
			6546544	AG-M028	05Q	LMC	\$809.39
			6561253	AG-M028	05Q	LMC	\$63.94
			6578406	AG-M028	05Q	LMC	\$840.64
			6584270	AG-M028	05Q	LMC	\$815.18
			6593981	AG-M028	05Q	LMC	\$840.63
			6601425	AG-M028	05Q	LMC	\$749.29
		3512	6540851	AS-M022	05Q	LMC	\$13,075.90
			6546544	AS-M022	05Q	LMC	\$1,090.84
			6578406	AS-M022	05Q	LMC	\$1,090.84
			6584270	AS-M022	05Q	LMC	\$1,090.84
			6593981	AS-M022	05Q	LMC	\$1,090.84
		3513	6540851	RT-M025	05Q	LMC	\$15,284.72
			6546544	RT-M025	05Q	LMC	\$993.56
			6578406	RT-M025	05Q	LMC	\$990.62
			6584270	RT-M025	05Q	LMC	\$990.62
			6593981	RT-M025	05Q	LMC	\$990.62
		3514	6540851	MR-M026	05Q	LMC	\$2,530.50
			6546544	MR-M026	05Q	LMC	\$813.45
			6578406	MR-M026	05Q	LMC	\$894.06
			6584270	MR-M026	05Q	LMC	\$862.24
			6593981	MR-M026	05Q	LMC	\$858.88
			6601425	MR-M026	05Q	LMC	\$861.12
		3515	6540851	LV-027	05Q	LMC	\$10,343.61
			6546544	LV-027	05Q	LMC	\$941.88
			6578406	LV-027	05Q	LMC	\$941.88



Office of Community Planning and Development  
 U.S. Department of Housing and Urban Development  
 Integrated Disbursement and Information System  
 PR26 - CDBG-CV Financial Summary Report  
 LAREDO , TX

DATE: 10-01-24  
 TIME: 10:21  
 PAGE: 14

Plan Year	IDIS Project	IDIS Activity	Voucher Number	Activity Name	Matrix Code	National Objective	Drawn Amount
2020	27	3515	6584270	LV-027	05Q	LMC	\$941.88
			6593981	LV-027	05Q	LMC	\$941.88
		3524	6561253	LP-M024	05Q	LMC	\$19,737.17
			6578406	LP-M024	05Q	LMC	\$2,260.00
			6593981	LP-M024	05Q	LMC	\$1,143.63
			6601425	LP-M024	05Q	LMC	\$1,143.63
		3525	6561253	JGMR-M030	05Q	LMC	\$15,846.21
			6578406	JGMR-M030	05Q	LMC	\$923.84
			6584270	JGMR-M030	05Q	LMC	\$962.33
			6593981	JGMR-M030	05Q	LMC	\$962.33
			6601425	JGMR-M030	05Q	LMC	\$962.33
		3526	6561253	RM-M029	05Q	LMC	\$15,676.14
			6578406	RM-M029	05Q	LMC	\$852.59
			6584270	RM-M029	05Q	LMC	\$852.59
			6593981	RM-M029	05Q	LMC	\$852.59
		3527	6601425	RM-M029	05Q	LMC	\$852.59
			6561253	JO-M033	05Q	LMC	\$4,310.34
			6578406	JO-M033	05Q	LMC	\$1,377.89
			6584270	JO-M033	05Q	LMC	\$1,377.89
			6593981	JO-M033	05Q	LMC	\$1,377.89
			6601425	JO-M033	05Q	LMC	\$1,377.89
		3540	6614157	JO-M033	05Q	LMC	\$1,377.89
			6626918	JO-M033	05Q	LMC	\$1,377.89
			6584270	PH-M040	05Q	LMC	\$1,458.06
			6593981	PH-M040	05Q	LMC	\$1,210.54
			6601425	PH-M040	05Q	LMC	\$1,183.35
			6614157	PH-M040	05Q	LMC	\$1,210.54
		3553	6626918	PH-M040	05Q	LMC	\$1,156.16
			6636111	PH-M040	05Q	LMC	\$1,232.07
			6593981	MT-M042	05Q	LMC	\$21,360.03
			6626337	MT-M042	05Q	LMC	\$95.31
			6626918	MT-M042	05Q	LMC	\$3,829.20
		3554	6636111	MT-M042	05Q	LMC	\$1,423.61
			6648451	MT-M042	05Q	LMC	\$1,553.01
			6593981	KH-M043	05Q	LMC	\$22,348.27
			6601425	KH-M043	05Q	LMC	\$996.72
			6614157	KH-M043	05Q	LMC	\$998.27
			6614160	KH-M043	05Q	LMC	\$240.19
		3555	6626918	KH-M043	05Q	LMC	\$1,568.06
			6636111	KH-M043	05Q	LMC	\$1,116.07
			6648451	KH-M043	05Q	LMC	\$1,348.01
			6593981	OG-M041	05Q	LMC	\$3,597.48
			6601425	OG-M041	05Q	LMC	\$925.50
		3556	6614157	OG-M041	05Q	LMC	\$925.50
			6626918	OG-M041	05Q	LMC	\$436.44
			6593981	VC-M045	05Q	LMC	\$6,668.30
			6601425	VC-M045	05Q	LMC	\$739.88
		3557	6614157	VC-M045	05Q	LMC	\$739.88
			6626918	VC-M045	05Q	LMC	\$739.88
			6648451	VC-M045	05Q	LMC	\$1,500.22
			6593981	JA-M046	05Q	LMC	\$2,891.57
			6601425	JA-M046	05Q	LMC	\$674.79
3558	6614157	JA-M046	05Q	LMC	\$654.10		
	6626918	JA-M046	05Q	LMC	\$639.10		
	6636111	JA-M046	05Q	LMC	\$639.10		
	6648451	JA-M046	05Q	LMC	\$639.10		
	6601425	JH-M044	05Q	LMC	\$3,019.63		
	6614157	JH-M044	05Q	LMC	\$3,046.42		
	6626918	JH-M044	05Q	LMC	\$1,523.72		
	6636111	JH-M044	05Q	LMC	\$1,523.72		
	6648451	JH-M044	05Q	LMC	\$1,523.72		



Office of Community Planning and Development  
 U.S. Department of Housing and Urban Development  
 Integrated Disbursement and Information System  
 PR26 - CDBG-CV Financial Summary Report  
 LAREDO , TX

DATE: 10-01-24  
 TIME: 10:21  
 PAGE: 15

Plan Year	IDIS Project	IDIS Activity	Voucher Number	Activity Name	Matrix Code	National Objective	Drawn Amount
2020	28	3390	6448527	COVID-19 Public Health Program	05Z	LMA	\$1,200.00
			6475717	COVID-19 Public Health Program	05Z	LMA	\$35,443.56
			6479745	COVID-19 Public Health Program	05Z	LMA	\$108,426.78
			6489691	COVID-19 Public Health Program	05Z	LMA	\$97,329.21
			6497966	COVID-19 Public Health Program	05Z	LMA	\$94,111.45
			6510475	COVID-19 Public Health Program	05Z	LMA	\$39,094.64
			6525117	COVID-19 Public Health Program	05Z	LMA	\$36,341.45
			6547268	COVID-19 Public Health Program	05Z	LMA	\$219,281.00
			6578401	COVID-19 Public Health Program	05Z	LMA	\$1,000.00
			6580155	COVID-19 Public Health Program	05Z	LMA	\$1,000.00
			6593971	COVID-19 Public Health Program	05Z	LMA	\$1,000.00
			6601421	COVID-19 Public Health Program	05Z	LMA	\$49,412.50
			6613155	COVID-19 Public Health Program	05Z	LMA	\$53,325.00
			6625856	COVID-19 Public Health Program	05Z	LMA	\$55,000.00
			6636107	COVID-19 Public Health Program	05Z	LMA	\$425.29
			6646416	COVID-19 Public Health Program	05Z	LMA	\$126,592.47
			6662910	COVID-19 Public Health Program	05Z	LMA	\$41,622.08
			6670802	COVID-19 Public Health Program	05Z	LMA	\$8,137.69
			6681814	COVID-19 Public Health Program	05Z	LMA	\$23,491.99
			6704320	COVID-19 Public Health Program	05Z	LMA	\$30,067.47
			6715089	COVID-19 Public Health Program	05Z	LMA	\$7,558.23
			6719996	COVID-19 Public Health Program	05Z	LMA	\$8,313.89
			6732249	COVID-19 Public Health Program	05Z	LMA	\$171,620.25
			6735947	COVID-19 Public Health Program	05Z	LMA	\$181.02
			6750311	COVID-19 Public Health Program	05Z	LMA	\$22,217.48
			6764432	COVID-19 Public Health Program	05Z	LMA	\$16,449.35
			6772692	COVID-19 Public Health Program	05Z	LMA	\$251.80
			6781678	COVID-19 Public Health Program	05Z	LMA	\$195.31
			6795286	COVID-19 Public Health Program	05Z	LMA	\$160.14
	6809795	COVID-19 Public Health Program	05Z	LMA	\$29.21		
	6840849	COVID-19 Public Health Program	05Z	LMA	\$176.29		
	6852387	COVID-19 Public Health Program	05Z	LMA	\$37.38		
	6863469	COVID-19 Public Health Program	05Z	LMA	\$143.70		
	29	3391	6475717	COVID-19 Quarantine Motel Voucher Program	05Z	URG	\$809.79
			6479745	COVID-19 Quarantine Motel Voucher Program	05Z	URG	\$894.40
		3401	6445333	VA-Q001	05Z	URG	\$240.00
		3402	6445333	RG-Q002	05Z	URG	\$288.00
		3403	6445333	JL-Q003	05Z	URG	\$336.00
		3404	6445333	SD-Q004	05Z	URG	\$288.00
		3406	6448527	RR-Q005	05Z	URG	\$336.00
		3407	6448527	AG-Q006	05Z	URG	\$432.00
		3408	6448527	JG-Q007	05Z	URG	\$480.00
		3409	6448527	LV-Q008	05Z	URG	\$336.00
		3410	6475717	MS-Q009	05Z	URG	\$384.00
		3411	6475717	JM-Q010	05Z	URG	\$240.00
		3412	6475717	JE-Q012	05Z	URG	\$288.00
		3413	6475717	RC-Q011	05Z	URG	\$288.00
		3414	6475717	EH-Q013	05Z	URG	\$192.00
		3425	6475717	LA-Q014	05Z	URG	\$240.00
		3426	6475717	RG-Q015	05Z	URG	\$96.00
		3428	6475717	RA-Q016	05Z	URG	\$288.00
		3488	6532442	MS-Q017	05Z	URG	\$480.00
		3489	6532442	JO&MO-Q018-019	05Z	URG	\$480.00
		3490	6532442	AD-Q020	05Z	URG	\$288.00
	3491	6532442	CO-Q021	05Z	URG	\$432.00	
	30	3559	6601435	GO-M047	05Q	LMC	\$12,863.63
			6614160	GO-M047	05Q	LMC	\$855.78
			6636118	GO-M047	05Q	LMC	\$1,711.56
			6648457	GO-M047	05Q	LMC	\$867.57
3560			6601435	JM-M048	05Q	LMC	\$2,039.15
		6626337	JM-M048	05Q	LMC	\$2,016.70	



Office of Community Planning and Development  
 U.S. Department of Housing and Urban Development  
 Integrated Disbursement and Information System  
 PR26 - CDBG-CV Financial Summary Report  
 LAREDO , TX

DATE: 10-01-24  
 TIME: 10:21  
 PAGE: 16

Plan Year	IDIS Project	IDIS Activity	Voucher Number	Activity Name	Matrix Code	National Objective	Drawn Amount
2020	30	3560	6636118	JM-M048	05Q	LMC	\$1,008.35
			6648457	JM-M048	05Q	LMC	\$1,008.35
			6660929	JM-M048	05Q	LMC	\$1,008.35
		3561	6601435	LT-M049	05Q	LMC	\$6,543.26
			6614160	LT-M049	05Q	LMC	\$1,036.32
			6626337	LT-M049	05Q	LMC	\$2,795.62
			6636118	LT-M049	05Q	LMC	\$2,077.99
			6648457	LT-M049	05Q	LMC	\$1,397.81
			6675082	LT-M049	05Q	LMC	\$1,620.04
		3562	6601435	TR-M050	05Q	LMC	\$10,219.91
			6614160	TR-M050	05Q	LMC	\$537.89
			6626337	TR-M050	05Q	LMC	\$527.45
		3563	6601435	MG-M051	05Q	LMC	\$11,650.89
			6614160	MG-M051	05Q	LMC	\$1,386.40
			6626337	MG-M051	05Q	LMC	\$1,366.26
			6636118	MG-M051	05Q	LMC	\$1,277.00
			6648457	MG-M051	05Q	LMC	\$1,440.18
			6660929	MG-M051	05Q	LMC	\$1,428.30
		3567	6614160	CC-M055	05Q	LMC	\$10,778.32
			6626337	CC-M055	05Q	LMC	\$1,417.92
			6636118	CC-M055	05Q	LMC	\$1,613.63
			6648457	CC-M055	05Q	LMC	\$2,158.79
			6660929	CC-M055	05Q	LMC	\$473.63
			6675082	CC-M055	05Q	LMC	\$1,251.05
		3568	6626337	MD-M052	05Q	LMC	\$6,520.00
			6660929	MD-M052	05Q	LMC	\$3,360.00
			6683038	MD-M052	05Q	LMC	\$1,120.00
		3569	6614160	VS-M053	05Q	LMC	\$1,891.76
		3570	6614160	DS-M054	05Q	LMC	\$2,770.37
			6626337	DS-M054	05Q	LMC	\$1,569.98
			6636118	DS-M054	05Q	LMC	\$1,395.06
			6648457	DS-M054	05Q	LMC	\$1,413.81
			6660929	DS-M054	05Q	LMC	\$1,558.77
		3571	6614160	TH-M056	05Q	LMC	\$12,600.91
			6626337	TH-M056	05Q	LMC	\$1,316.55
			6636118	TH-M056	05Q	LMC	\$1,316.55
			6648457	TH-M056	05Q	LMC	\$1,383.08
			6660929	TH-M056	05Q	LMC	\$1,383.08
		3572	6614160	MP-M057	05Q	LMC	\$25,847.79
			6626337	MP-M057	05Q	LMC	\$1,462.68
			6636118	MP-M057	05Q	LMC	\$1,445.88
			6648457	MP-M057	05Q	LMC	\$1,459.84
			6660929	MP-M057	05Q	LMC	\$1,515.36
			6675082	MP-M057	05Q	LMC	\$1,459.71
		3573	6614160	CB-M058	05Q	LMC	\$9,421.57
			6626337	CB-M058	05Q	LMC	\$1,015.03
			6636118	CB-M058	05Q	LMC	\$891.01
			6648457	CB-M058	05Q	LMC	\$1,049.13
			6660929	CB-M058	05Q	LMC	\$1,041.80
		3574	6614160	MB-M059	05Q	LMC	\$20,496.66
			6626337	MB-M059	05Q	LMC	\$1,114.11
			6636118	MB-M059	05Q	LMC	\$1,339.33
			6648457	MB-M059	05Q	LMC	\$1,712.35
			6660929	MB-M059	05Q	LMC	\$1,624.57
			6675082	MB-M059	05Q	LMC	\$1,334.39
			6683038	MB-M059	05Q	LMC	\$157.11
		3582	6636118	MI-M061	05Q	LMC	\$751.88
			6648457	MI-M061	05Q	LMC	\$2,858.64
		3583	6648457	CS-M063	05Q	LMC	\$3,219.97
			6660929	CS-M063	05Q	LMC	\$738.18
			6675082	CS-M063	05Q	LMC	\$1,218.26



Office of Community Planning and Development  
 U.S. Department of Housing and Urban Development  
 Integrated Disbursement and Information System  
 PR26 - CDBG-CV Financial Summary Report  
 LAREDO , TX

DATE: 10-01-24  
 TIME: 10:21  
 PAGE: 17

Plan Year	IDIS Project	IDIS Activity	Voucher Number	Activity Name	Matrix Code	National Objective	Drawn Amount
2020	30	3583	6683038	CS-M063	05Q	LMC	\$893.81
			6693693	CS-M063	05Q	LMC	\$937.18
		3587	6660929	CH-M060	05Q	LMC	\$6,461.79
			6675082	CH-M060	05Q	LMC	\$760.04
			6683038	CH-M060	05Q	LMC	\$1,169.64
			6693693	CH-M060	05Q	LMC	\$760.04
			6693694	CH-M060	05Q	LMC	\$1,103.73
		3588	6660929	RO-M062	05Q	LMC	\$21,972.26
			6675082	RO-M062	05Q	LMC	\$845.80
			6683038	RO-M062	05Q	LMC	\$1,085.01
			6693693	RO-M062	05Q	LMC	\$997.45
			6693694	RO-M062	05Q	LMC	\$1,265.09
		3589	6694269	RO-M062	05Q	LMC	\$47.90
			6660929	CG-M064	05Q	LMC	\$15,543.74
			6675082	CG-M064	05Q	LMC	\$631.27
			6683038	CG-M064	05Q	LMC	\$586.62
			6693693	CG-M064	05Q	LMC	\$486.33
		3590	6693694	CG-M064	05Q	LMC	\$88.59
			6675082	LB-M065	05Q	LMC	\$3,452.97
		3591	6683038	LB-M065	05Q	LMC	\$693.92
			6660929	JG-M066	05Q	LMC	\$2,335.82
		3597	6675082	JG-M066	05Q	LMC	\$772.41
			6710693	JG-M066	05Q	LMC	\$2,317.23
			6683038	JF-M067	05Q	LMC	\$1,359.15
		33	3605	6693693	JF-M067	05Q	LMC
	6693694			JF-M067	05Q	LMC	\$666.25
	6719999			JF-M067	05Q	LMC	\$666.25
	6732286			JF-M067	05Q	LMC	\$666.25
	6735950			JF-M067	05Q	LMC	\$666.25
	6734748			Homeless Street Outreach Assistance (City)	03T	LMC	\$8,532.93
	6735948			Homeless Street Outreach Assistance (City)	03T	LMC	\$3,397.34
	6750309			Homeless Street Outreach Assistance (City)	03T	LMC	\$3,413.61
	6764447			Homeless Street Outreach Assistance (City)	03T	LMC	\$3,434.97
	6772694			Homeless Street Outreach Assistance (City)	03T	LMC	\$3,380.68
	6781681			Homeless Street Outreach Assistance (City)	03T	LMC	\$3,378.54
	6796137			Homeless Street Outreach Assistance (City)	03T	LMC	\$5,069.62
	6809796			Homeless Street Outreach Assistance (City)	03T	LMC	\$3,373.99
	6822291			Homeless Street Outreach Assistance (City)	03T	LMC	\$4,132.07
	6822307			Homeless Street Outreach Assistance (City)	03T	LMC	\$3,274.42
	6840851	Homeless Street Outreach Assistance (City)	03T	LMC	\$1,706.27		
	6852387	Homeless Street Outreach Assistance (City)	03T	LMC	\$1,756.17		
	6854929	Homeless Street Outreach Assistance (City)	03T	LMC	\$3,522.57		
	6863469	Homeless Street Outreach Assistance (City)	03T	LMC	\$5,564.52		
	6873210	Homeless Street Outreach Assistance (City)	03T	LMC	\$2,904.42		
	6881629	Homeless Street Outreach Assistance (City)	03T	LMC	\$219.75		
	6908797	Homeless Street Outreach Assistance (City)	03T	LMC	\$175.00		
	6915744	Homeless Street Outreach Assistance (City)	03T	LMC	\$1,769.57		
	3647	6944662	Homeless Street Outreach Assistance (City)	03T	LMC	\$130.49	
		6796137	Homeless Shelter Assistance (Bethany)	03T	LMC	\$45,195.92	
		6840851	Homeless Shelter Assistance (Bethany)	03T	LMC	\$59,744.00	
6863469		Homeless Shelter Assistance (Bethany)	03T	LMC	\$26,290.60		
Total			6873210	Homeless Shelter Assistance (Bethany)	03T	LMC	\$28,769.48

LINE 19 DETAIL: ACTIVITIES INCLUDED IN THE COMPUTATION OF LINE 19

Plan Year	IDIS Project	IDIS Activity	Voucher Number	Activity Name	Matrix Code	National Objective	Drawn Amount
2019	28	3463	6473587	COVID-19 Community Development Administration (CDBG-CV3)	21A		\$2,731.53
			6483959	COVID-19 Community Development Administration (CDBG-CV3)	21A		\$4,845.38



Office of Community Planning and Development  
 U.S. Department of Housing and Urban Development  
 Integrated Disbursement and Information System  
 PR26 - CDBG-CV Financial Summary Report  
 LAREDO , TX

DATE: 10-01-24  
 TIME: 10:21  
 PAGE: 18

Plan Year	IDIS Project	IDIS Activity	Voucher Number	Activity Name	Matrix Code	National Objective	Drawn Amount
2019	28	3463	6486631	COVID-19 Community Development Administration (CDBG-CV3)	21A		\$5,417.27
			6500395	COVID-19 Community Development Administration (CDBG-CV3)	21A		\$5,258.18
			6510477	COVID-19 Community Development Administration (CDBG-CV3)	21A		\$9,055.09
			6521194	COVID-19 Community Development Administration (CDBG-CV3)	21A		\$8,929.22
			6532444	COVID-19 Community Development Administration (CDBG-CV3)	21A		\$9,755.23
			6546530	COVID-19 Community Development Administration (CDBG-CV3)	21A		\$5,749.79
			6546546	COVID-19 Community Development Administration (CDBG-CV3)	21A		\$2,997.18
			6559372	COVID-19 Community Development Administration (CDBG-CV3)	21A		\$7,032.33
			6571941	COVID-19 Community Development Administration (CDBG-CV3)	21A		\$900.00
			6578409	COVID-19 Community Development Administration (CDBG-CV3)	21A		\$5,249.54
			6580158	COVID-19 Community Development Administration (CDBG-CV3)	21A		\$5,418.98
			6593985	COVID-19 Community Development Administration (CDBG-CV3)	21A		\$10,769.97
			6601430	COVID-19 Community Development Administration (CDBG-CV3)	21A		\$8,403.50
			6614159	COVID-19 Community Development Administration (CDBG-CV3)	21A		\$5,552.87
			6626923	COVID-19 Community Development Administration (CDBG-CV3)	21A		\$3,842.96
			6636114	COVID-19 Community Development Administration (CDBG-CV3)	21A		\$5,196.46
			6648217	COVID-19 Community Development Administration (CDBG-CV3)	21A		\$5,655.31
			6662913	COVID-19 Community Development Administration (CDBG-CV3)	21A		\$6,104.08
			6675540	COVID-19 Community Development Administration (CDBG-CV3)	21A		\$3,458.34
			6683036	COVID-19 Community Development Administration (CDBG-CV3)	21A		\$3,724.67
			6704321	COVID-19 Community Development Administration (CDBG-CV3)	21A		\$3,703.44
			6715091	COVID-19 Community Development Administration (CDBG-CV3)	21A		\$1,294.54
			6719996	COVID-19 Community Development Administration (CDBG-CV3)	21A		\$185.57
			6719998	COVID-19 Community Development Administration (CDBG-CV3)	21A		\$5,852.97
			6734748	COVID-19 Community Development Administration (CDBG-CV3)	21A		\$797.02
			6735948	COVID-19 Community Development Administration (CDBG-CV3)	21A		\$3,326.60
			6750309	COVID-19 Community Development Administration (CDBG-CV3)	21A		\$2,778.35
			6764447	COVID-19 Community Development Administration (CDBG-CV3)	21A		\$2,928.33
			6772694	COVID-19 Community Development Administration (CDBG-CV3)	21A		\$7,881.29
			6781681	COVID-19 Community Development Administration (CDBG-CV3)	21A		\$13,992.53
			6796137	COVID-19 Community Development Administration (CDBG-CV3)	21A		\$15,126.08
			6809796	COVID-19 Community Development Administration (CDBG-CV3)	21A		\$11,855.79
			6822291	COVID-19 Community Development Administration (CDBG-CV3)	21A		\$13,412.90
			6822307	COVID-19 Community Development Administration (CDBG-CV3)	21A		\$8,629.71
			6840851	COVID-19 Community Development Administration (CDBG-CV3)	21A		\$6,740.45
			6852387	COVID-19 Community Development Administration (CDBG-CV3)	21A		\$4,085.24
			6854929	COVID-19 Community Development Administration (CDBG-CV3)	21A		\$38,468.40
			6863469	COVID-19 Community Development Administration (CDBG-CV3)	21A		\$10,965.93
			6873210	COVID-19 Community Development Administration (CDBG-CV3)	21A		\$9,874.34
			6881629	COVID-19 Community Development Administration (CDBG-CV3)	21A		\$6,527.22
			6905456	COVID-19 Community Development Administration (CDBG-CV3)	21A		\$6,432.25
			6908797	COVID-19 Community Development Administration (CDBG-CV3)	21A		\$7,035.23
			6915744	COVID-19 Community Development Administration (CDBG-CV3)	21A		\$7,897.65
2020	26	3388	6425770	COVID-19 Community Development Administration	21A		\$5,718.82
			6425771	COVID-19 Community Development Administration	21A		\$4,925.42
			6437286	COVID-19 Community Development Administration	21A		\$2,931.84
			6437287	COVID-19 Community Development Administration	21A		\$69.47
			6437289	COVID-19 Community Development Administration	21A		\$12,285.20
			6445333	COVID-19 Community Development Administration	21A		\$24,740.00
			6448527	COVID-19 Community Development Administration	21A		\$35,766.03
			6461559	COVID-19 Community Development Administration	21A		\$73.94
			6475717	COVID-19 Community Development Administration	21A		\$22,791.15
			6479745	COVID-19 Community Development Administration	21A		\$19,037.74
			6489691	COVID-19 Community Development Administration	21A		\$12,871.95
			6497966	COVID-19 Community Development Administration	21A		\$11,151.87
			6510475	COVID-19 Community Development Administration	21A		\$8,123.69
			6521192	COVID-19 Community Development Administration	21A		\$122.48
			6525117	COVID-19 Community Development Administration	21A		\$4,847.86
			6532443	COVID-19 Community Development Administration	21A		\$17,865.14
			6546531	COVID-19 Community Development Administration	21A		\$2,792.30
6547268	COVID-19 Community Development Administration	21A		\$9,256.98			



Office of Community Planning and Development  
 U.S. Department of Housing and Urban Development  
 Integrated Disbursement and Information System  
 PR26 - CDBG-CV Financial Summary Report  
 LAREDO , TX

DATE: 10-01-24  
 TIME: 10:21  
 PAGE: 19

Plan Year	IDIS Project	IDIS Activity	Voucher Number	Activity Name	Matrix Code	National Objective	Drawn Amount
2020	26	3388	6567110	COVID-19 Community Development Administration	21A		\$5,288.71
			6571936	COVID-19 Community Development Administration	21A		\$2,420.78
			6578401	COVID-19 Community Development Administration	21A		\$5,845.81
			6580155	COVID-19 Community Development Administration	21A		\$7,482.34
			6593971	COVID-19 Community Development Administration	21A		\$12,198.05
			6601421	COVID-19 Community Development Administration	21A		\$935.14
			6625856	COVID-19 Community Development Administration	21A		\$601.93
			6636107	COVID-19 Community Development Administration	21A		\$1,397.64
			6646416	COVID-19 Community Development Administration	21A		\$496.66
			6662910	COVID-19 Community Development Administration	21A		\$185.57
			6670802	COVID-19 Community Development Administration	21A		\$185.57
			6681814	COVID-19 Community Development Administration	21A		\$185.57
			6704320	COVID-19 Community Development Administration	21A		\$185.57
			6715089	COVID-19 Community Development Administration	21A		\$186.14
			6732249	COVID-19 Community Development Administration	21A		\$39.85
			6915744	COVID-19 Community Development Administration	21A		\$485.82
<b>Total</b>							<b>\$549,332.74</b>

**Date of Publication: Sunday, December 1, 2024**

## **PUBLIC NOTICE**

The City of Laredo's Department of Community Development has prepared the 2023-2024 Consolidated Annual Performance and Evaluation Report (CAPER) which identifies the activities undertaken by the City of Laredo and participating non-profit organizations and agencies in support of the City's housing and non-housing strategies and the objectives outlined in the 2023 Annual Consolidated Plan. Noted are the accomplishments achieved through the Community Development Block Grant (CDBG), the HOME Investment Partnerships Program (HOME), Emergency Solutions Grant (ESG), and CDBG Coronavirus grant funds. The report is available for public comment beginning December 2<sup>nd</sup>, 2024 and ending at 5:00 p.m. on December 16<sup>th</sup>, 2024. In addition, a public meeting will be held on Monday, December 2<sup>nd</sup>, 2024 during the regularly scheduled City Council meeting at 5:30 p.m. at City Council Chambers located at 1110 Houston Street, Laredo, Texas, 78040. City staff would like to invite the community to attend and make their needs known. Special services will be made available, upon timely request, for the physically impaired and translations in Spanish. Copies of the report are available at the offices of the City Secretary located in City Hall at 1110 Houston St., and at the Department of Community Development, located at 1301 Farragut, 3<sup>rd</sup> Floor, East Wing, Monday through Friday from 8:00 a.m. to 5:00 p.m. A copy is also available at the Laredo Public Library located at 1120 E. Calton Road during the hours of operation and on the City's website at <https://www.cityoflaredo.com/departments/community-development>. Comments may be made by contacting the Department of Community Development at (956)795-2675, and written comments may be e-mailed to [cdcomments@ci.laredo.tx.us](mailto:cdcomments@ci.laredo.tx.us) or directed to:

Tina Martinez, Community Development Director  
City of Laredo  
P.O. Box 1276 (or)  
1301 Farragut  
Transit Center, 3<sup>rd</sup> Floor, East Wing  
Laredo, TX 78040



Equal Housing Opportunity

## **AVISO PUBLICO**

El Departamento de Desarrollo de la Comunidad de la Ciudad de Laredo ha preparado su Reporte Anual Consolidado de Desempeño y Evaluación del Año 2023-2024 que identifica las actividades que se llevaron a cabo por parte de la Ciudad de Laredo y otras agencias y organizaciones no lucrativas en apoyo a las estrategias y objetivos de vivienda y no vivienda de la Ciudad descritos en el Plan Anual Consolidado del año 2023. Los logros cumplidos a través del Community Development Block Grant (CDBG), HOME Investment Partnerships Program (HOME), Emergency Solutions Grant (ESG), y los fondos de CDBG relacionados con el Coronavirus están descritos en este reporte. El reporte está disponible para comentario público del 2 de Diciembre del 2024 al 16 de Diciembre del 2024, terminando a las 5:00 p.m. Adicionalmente, una audiencia pública se llevará a cabo el Lunes, 2 de Diciembre del 2024 durante la junta regular del Cabildo a las 5:30 de la tarde en la Sala de Cabildo localizada en City Hall, 1110 Houston, Laredo, Texas 78040. El personal de la Ciudad los invita a que asista y nos exprese sus necesidades/sugerencias. Se pondrá a disposición de los discapacitados físicos servicios especiales y traducciones en español, con previa solicitud oportuna. Copias del reporte están disponibles en la oficina del secretario de la Ciudad ubicada en 1110 Houston, y en el Departamento de Desarrollo de la Comunidad ubicado en 1301 Farragut, Centro de Tránsito, Tercer Piso, Lado Éste, de lunes a viernes de las 8:00 a.m. a las 5:00 p.m. Una copia también está disponible en la Biblioteca Pública de la Ciudad ubicada en 1120 E. Calton Road durante las horas de operación, y en el sitio web de la ciudad en <https://www.cityoflaredo.com/departments/community-development>. Los comentarios se pueden hacer comunicándose al Departamento de Desarrollo de la Comunidad al (956)795-2675, y comentarios por escrito pueden ser enviados a [cdcomments@ci.laredo.tx.us](mailto:cdcomments@ci.laredo.tx.us) o dirigidos a:

Tina Martinez, Directora del Departamento de Desarrollo de la Comunidad  
Ciudad de Laredo  
Oficina Postal 1276 (ó)  
1301 Farragut  
Centro de Tránsito, Tercer Piso, Lado Éste  
Laredo, Texas 78040



Igualdad De Oportunidades en la Vivienda